

PUTTING STUDENTS FIRST



# February STAC Talk

Special Education Aid Assistance Service

Mary Mosher, Alyssa Scarcella, Tyler Gates, Angela Beber, Robert Rabideau  
Agnieszka Bukala



[www.questar.org](http://www.questar.org)

# Today's Agenda

2



1. 2022-23 Aid Projections
2. NYSED Gold Star Report
3. Mid-Year Review

3

# 2023-24 Aid Projections

# Executive Budget Proposal State Aid Projections

4

DB ED: 0070C	STATE OF NEW YORK	01/18/22
RUN NO: BT222-3		
2022-23 EXECUTIVE BUDGET PROPOSAL		
COMBINED AIDS		
	DISTRICT CODE:	010100
	DISTRICT NAME:	ALBANY
SEE NOTE BELOW		
2021-22 BASE YEAR AIDS:		
FOUNDATION AID		92,061,099
FULL DAY K CONVERSION		0
UNIVERSAL PRE-KINDERGARTEN		5,306,481
BOCES		0
SPECIAL SERVICES		4,767,794
HIGH COST EXCESS COST		1,305,253
PRIVATE EXCESS COST		3,543,111
HARDWARE & TECHNOLOGY		237,290
SOFTWARE, LIBRARY, TEXTBOOK		953,302
TRANSPORTATION INCL SUMMER		6,662,706
BUILDING + BLDG REORG INCENT		12,375,100
OPERATING REORG INCENTIVE		0
CHARTER SCHOOL TRANSITIONAL		767,038
ACADEMIC ENHANCEMENT		1,247,799
HIGH TAX AID		0
SUPPLEMENTAL PUB EXCESS COST		0
TOTAL		129,236,973
2022-23 ESTIMATED AIDS:		
FOUNDATION AID		107,961,091
FULL DAY K CONVERSION		0
UNIVERSAL PRE-KINDERGARTEN		5,306,481
BOCES		0
SPECIAL SERVICES		4,338,627
HIGH COST EXCESS COST		1,300,212
PRIVATE EXCESS COST		4,038,922
HARDWARE & TECHNOLOGY		241,381
SOFTWARE, LIBRARY, TEXTBOOK		970,827
TRANSPORTATION INCL SUMMER		8,618,026
BUILDING + BLDG REORG INCENT		11,106,496
OPERATING REORG INCENTIVE		0
CHARTER SCHOOL TRANSITIONAL		1,158,417
ACADEMIC ENHANCEMENT		1,247,799
HIGH TAX AID		0
SUPPLEMENTAL PUB EXCESS COST		0
TOTAL		146,588,279
\$ CHS TOTAL AID		17,351,306
% CHS TOTAL AID		13.43
\$ CHS FOUNDATION AID		15,899,992
% CHS FOUNDATION AID		17.27



Link to "View District Data":  
[https://stateaid.nysed.gov/output\\_reports.htm](https://stateaid.nysed.gov/output_reports.htm)

# Executive Budget Proposal

## State Aid Projections

5

- ❑ 2023-24 Public High-Cost Aid
- ❑ 2023-24 Private Excess Cost Aid
  - ▣ Aid projections are based on the greater of the two prior years
    - 2021-22 10-Month STACs or
    - 2020-21 10-Month STACs
- ❑ Utilize 'Excess Cost Aid Calculator for SWD' for more accurate aid projections (using current 2022-23 Placement Cost)

[2023-24-Gov-Proposal-Excess-Cost-Aid-Calculator-for-SWD.xlsx \(live.com\)](#)

# 2023-24 Excess Cost Aid Calculator for Public High Cost

6

## 2023-24 Estimated Excess Cost Aid Calculator for Students with Disabilities

**ENTER 6-DIGIT BEDS CODE HERE** (Don't know it? Click on the "BEDS Code List" tab)

**010100 ALBANY**

**PUBLIC HIGH COST AID**

Deduction	\$ 52,164
Public Excess Cost Aid Ratio	0.696

Instructions: Enter your District BEDS Code above. For each eligible student, enter the Name, Annualized Tuition and FTE in the appropriate columns. The High Cost Aid will automatically calculate and total below.

STUDENT	ANNUALIZED TUITION	FTE	DEDUCTION	Excess Cost	AID RATIO	Aidable Cost	PUBLIC HIGH COST AID
<b>Sample</b>	<b>75,000</b>	<b>1.00</b>	<b>\$ 52,164</b>	<b>\$ 22,836</b>	<b>0.696</b>	<b>15,893.86</b>	<b>15,893.86</b>
	-	0.00	\$ 52,164	\$ (52,164)	0.696	-	-
	-	0.00	\$ 52,164	\$ (52,164)	0.696	-	-
		0.00	\$ 52,164	\$ (52,164)	0.696	-	-
		0.00	\$ 52,164	\$ (52,164)	0.696	-	-
		0.00	\$ 52,164	\$ (52,164)	0.696	-	-
		0.00	\$ 52,164	\$ (52,164)	0.696	-	-
		0.00	\$ 52,164	\$ (52,164)	0.696	-	-
		0.00	\$ 52,164	\$ (52,164)	0.696	-	-
		0.00	\$ 52,164	\$ (52,164)	0.696	-	-

**Total**      -      0.00      -

Estimated Aid under Governor's Proposal
\$ 1,081,042

**District Threshold**

**Estimated**

# 2023-24 Excess Cost Aid Calculator for SWD

## Private Excess Cost Aid

7

Basic  
Contribution

PRI Output  
Report –  
Line 5

**2023-24 Estimated Excess Cost Aid Calculator for Students with Disabilities**

ENTER 6- DIGIT BEDS CODE HERE (Don't know it? Click on the "BEDS Code List" tab)

010100 ALBANY

➔

**PRIVATE EXCESS COST AID**

Basic Contribution	\$	12,301
Private Excess Cost Aid Ratio		0.911

Instructions: Enter your District BEDS Code above. For each eligible student, enter the Name, Annualized Tuition and FTE in the appropriate columns. The Private Excess Cost Aid will automatically calculate and total below.

STUDENT	ANNUALIZED TUITION	FTE	DEDUCTION	Excess Cost	AID RATIO	Aidable Cost	PRIVATE EXCESS COST AID
<b>Sample</b>	<b>75,000</b>	<b>1.00</b>	<b>\$ 12,301</b>	<b>\$ 62,699</b>	<b>0.911</b>	<b>57,118.79</b>	<b>57,118.79</b>
	-	0.00	\$ 12,301	\$ (12,301)	0.911	-	-
	-	0.00	\$ 12,301	\$ (12,301)	0.911	-	-
		0.00	\$ 12,301	\$ (12,301)	0.911	-	-
		0.00	\$ 12,301	\$ (12,301)	0.911	-	-
		0.00	\$ 12,301	\$ (12,301)	0.911	-	-
		0.00	\$ 12,301	\$ (12,301)	0.911	-	-
		0.00	\$ 12,301	\$ (12,301)	0.911	-	-
		0.00	\$ 12,301	\$ (12,301)	0.911	-	-
		0.00	\$ 11,676	\$ (11,676)	0.916	-	
Total	-	0.00					

**Estimated Aid under Governor's Proposal      \$ 4,038,922**

Estimated

# NYSED Gold Star Report

[https://www.oms.nysed.gov/stac/schoolage/payments/online\\_verification\\_status.html](https://www.oms.nysed.gov/stac/schoolage/payments/online_verification_status.html)



# NYSED Gold Star Report

9

- STAC Online Verification Status Report
- Updated Monthly
  - Last Updated: February 2, 2023
  - Next Update: March 3, 2023
- Only displays STACs entered
- *Reminder: Changes to an approved STAC record may require re-verification*

# NYSED Gold Star Report

10

## STAC

NYSED / STAC / School Age / Payments / Online STAC Verification Status

### Online STAC Verification Status













**Programs Verifiable Online Now**

[Preschool AVL Schedule 2023-24](#)

(Click on link below to see if your school district received a GOLD star)

UPDATED: February 2 , 2023 -- NEXT UPDATE: March 3, 2023

*Reminder: Changes to an approval may require reverification so be sure to check the Gold Star reports frequently.*

Enrollment Period	Online Verification Reports	Final Verification Deadline	Online Verification Instructions
9/1/20 - 6/30/21	<a href="#">2020-21 School Year High Cost Public (In-dist./other dist./BOCES)</a> 	06/30/23*	<a href="#">DVPUB</a> -10 Month Public Placements
9/1/21 - 6/30/22	<a href="#">2021-22 School Year High Cost Public (In-district)</a> 	06/30/23	
9/1/20 - 6/30/21	<a href="#">2020-21 School Year Private Section 4405 Program</a> 	06/30/23*	<a href="#">DVPRV</a> -10 Month Private Placements
9/1/21 - 6/30/22	<a href="#">2021-22 School Year Private Section 4405 Program</a> 	06/30/23	
7/1/19 - 8/31/19	<b>2019 Summer Section 4408 Related Services (9015 Program)</b> <a href="#">Education</a> (DVSRL)  <a href="#">Trans</a> (DVST2) 	06/30/23	<a href="#">DVSRL</a> -Summer Related Services
7/1/20 - 8/31/20	<b>2020 Summer Section 4408 Related Services (9015 Program)</b> <a href="#">Education</a> (DVSRL)  <a href="#">Trans</a> (DVST2) 	06/30/24	<a href="#">DVST2</a> -Summer Related Services Transportation
7/1/21 - 8/31/21	<b>2021 Summer Section 4408 Related Services (9015 Program)</b> <a href="#">Education</a> (DVSRL)  <a href="#">Trans</a> (DVST2) 	06/30/25	
7/1/22 - 8/31/22	<b>2022 Summer Section 4408 Related Services (9015 Program)</b> <a href="#">Education</a> (DVSRL)  <a href="#">Trans</a> (DVST2) 	06/30/26	

# Gold Star Report – Private

11

Updated: 2/1/2023

Statewide

	Date	Total Count	Total Verified	Total Not Verified
	1-Feb	13,546	11,328	2,118
	3-Jan	13,525	10,938	2,587
	1-Dec	13,488	10,655	2,833
	3-Nov	13,410	10,058	3,352
	3-Oct	13,249	8,838	4,411

10-month Private 2021-22

SED Code	School District	Total Count	Total Verified	Total Not Verified
010100010000	ALBANY CITY SD	112	112	*
010201040000	BERNE-KNOX-WESTERLO CSD	11	0	11
010306060000	BETHLEHEM CSD	21	21	*
010402060000	RAVENA-COEYMANS-SELKIRK CSD	19	19	*
010500010000	COHOES CITY SD	16	12	4
010601060000	SOUTH COLONIE CSD	22	22	*
010615020000	MENANDS UFSD	3	3	*
010623060000	NORTH COLONIE CSD	13	0	13
010701030000	GREEN ISLAND UFSD	3	0	3
010802060000	GUILDERLAND CSD	20	20	*
011003060000	VOORHEESVILLE CSD	1	1	*
011200010000	WATERVLIET CITY SD	18	0	18
022302040000	CUBA-RUSHFORD CSD	1	0	1
030101060000	CHENANGO FORKS CSD	7	7	*
030200010000	BINGHAMTON CITY SD	43	43	*
030501040000	HARPURSVILLE CSD	6	6	*
030601060000	SUSQUEHANNA VALLEY CSD	9	9	*

# Gold Star Report – Summer 4408

12

Updated: 2/1/2023

Statewide

	Date	Total Count	Total Verified	Total Not Verified
	1-Feb	51,510	51,249	261
	3-Jan	51,501	51,235	266
	1-Dec	51,494	51,226	268
	3-Nov	51,461	51,185	276
	3-Oct	51,456	51,180	276

Summer 4408 2020-21

SED Code	School District	Total Count	Total Verified	Total Not Verified
010100010000	ALBANY CITY SD	237	237	*
010201040000	BERNE-KNOX-WESTERLO CSD	29	29	*
010306060000	BETHLEHEM CSD	95	95	*
010402060000	RAVENA-COEYMANS-SELKIRK CSD	26	26	*
010500010000	COHOES CITY SD	54	54	*
010601060000	SOUTH COLONIE CSD	74	73	1
010615020000	MENANDS UFSD	12	12	*
010623060000	NORTH COLONIE CSD	149	149	*
010701030000	GREEN ISLAND UFSD	2	2	*
010802060000	GUILDERLAND CSD	97	93	4
011003060000	VOORHEESVILLE CSD	26	26	*
011200010000	WATERVLIET CITY SD	71	71	*
020801040000	BELFAST CSD	7	0	7
021102040000	CANASERAGA CSD	5	5	*
022302040000	CUBA-RUSHFORD CSD	8	8	*
022601060000	WELLSVILLE CSD	10	10	*
022902040000	BOLIVAR-RICHBURG CSD	5	5	*
030101060000	CHENANGO FORKS CSD	11	11	*

# Gold Star Report - Transportation

13

Updated: 2/1/2023		Summer Section 4201 Transportation 2021-22					
Statewide Verified Total: \$2,577,697.76							
SED Code	School District	Total Records	Zero Cost Records	Positive Cost Records Verified	Positive Costs Records Not Verified	Total Approved Cost	Total Verified Cost
040302060000	ALLEGANY-LIMESTONE CSD	2	0	2	0	\$4,286.66	\$4,286.66
042302040000	CATTARAUGUS-LITTLE VALLEY CSD	2	0	2	0	\$12,998.00	\$12,998.00
042801060000	GOWANDA CSD	1	0	1	0	\$14,263.00	\$14,263.00
043200050000	SALAMANCA CITY SD	1	0	1	0	\$6,218.59	\$6,218.59
060800010000	DUNKIRK CITY SD	2	2	0	0	\$0.00	\$0.00
061700010000	JAMESTOWN CITY SD	1	0	1	0	\$4,586.61	\$4,586.61
070600010000	ELMIRA CITY SD	1	1	0	0	\$0.00	\$0.00
081003040000	UNADILLA VALLEY CSD	1	1	0	0	\$0.00	\$0.00
110200010000	CORTLAND CITY SD	1	1	0	0	\$0.00	\$0.00
130200010000	BEACON CITY SD	1	0	1	0	\$3,026.25	\$3,026.25
130502020000	DOVER UFSD	1	0	1	0	\$9,729.42	\$9,729.42
131201040000	PAWLING CSD	1	1	0	0	\$0.00	\$0.00
131500010000	POUGHKEEPSIE CITY SD	4	0	4	0	\$12,627.48	\$12,627.48
131601060000	ARLINGTON CSD	1	1	0	0	\$0.00	\$0.00
131801040000	RHINEBECK CSD	1	1	0	0	\$0.00	\$0.00
132101060000	WAPPINGERS CSD	1	0	1	0	\$10,485.00	\$10,485.00
132201040000	MILLBROOK CSD	1	1	0	0	\$0.00	\$0.00
140201060000	AMHERST CSD	4	1	3	0	\$16,921.35	\$16,921.35
140203060000	WILLIAMSVILLE CSD	2	0	2	0	\$7,079.56	\$7,079.56
140207060000	SWEET HOME CSD	3	0	3	0	\$9,135.00	\$9,135.00
140600010000	BUFFALO CITY SD	32	10	22	0	\$37,840.00	\$37,840.00
140701060000	CHEEKTOWAGA CSD	1	0	1	0	\$4,842.80	\$4,842.80
140703020000	CLEVELAND HILL UFSD	3	1	2	0	\$6,160.00	\$6,160.00
140707030000	DEPEW UFSD	1	1	0	0	\$0.00	\$0.00
140709030000	CHEEKTOWAGA-SLOAN UFSD	2	0	2	0	\$9,371.19	\$9,371.19
141101060000	SPRINGVILLE-GRIFFITH INST CSD	1	0	1	0	\$3,358.65	\$3,358.65
141601060000	HAMBURG CSD	1	0	1	0	\$2,336.58	\$2,336.58
141604060000	FRONTIER CSD	4	2	2	0	\$10,440.08	\$10,440.08
141800010000	LACKAWANNA CITY SD	2	0	2	0	\$13,222.04	\$13,222.04

# Mid-Year Review

14

A look  
back  
and a  
look  
forward





# Communication is Key



15

Now is a good time for the CSE and Business Offices to sit down together and review

- ❑ Has STAC access has been recertified by your Superintendent?
- ❑ Have you billed for your CPSE Administrative Costs?
- ❑ Have your Homeless Youth been captured in STAC?
- ❑ What is the current status of 21-22 STACs?
- ❑ What is the current status of 22-23 STACs?
- ❑ Do we need to capture previous summer STACs?



# Verification Deadlines for the 2023-2024 State Fiscal Year

16

## STAC Online Verification Deadlines for the 2022/2023 State Fiscal Year

Below is a listing of upcoming 2022/2023 state fiscal year claiming deadlines for summer, Homeless and Incarcerated Youth services. To be included in these upcoming payments, please verify the education/maintenance and/or transportation approvals **on or before the deadlines listed below:**

### Payments for the 2019-20 Enrollment Year:

Placement Type	Verify Education/Main		Verify Transportation	
	On Screen	By Deadline	On Screen	By Deadline
4408 Summer	DVSUM	<b>01/27/2023</b>	DVSTR	<b>01/27/2023</b>
Related Services 4408 Summer (9015 Programs)	DVSRL	<b>01/27/2023</b>	DVST2	<b>01/27/2023</b>
4201 Summer	N/A	N/A	DVST3	<b>01/27/2023</b>
Summer Chapter 47, 66, and 721	DVCSM	<b>01/27/2023</b>	DVSTC	<b>01/27/2023</b>

### Payments for the 2020-21 Enrollment Year:

Placement Type	Verify Education/Main		Verify Transportation	
	On Screen	By Deadline	On Screen	By Deadline
4408 Summer	DVSUM	<b>02/03/2023</b>	DVSTR	<b>02/03/2023</b>
Related Services 4408 Summer (9015 Programs)	DVSRL	<b>02/03/2023</b>	DVST2	<b>02/03/2023</b>
4201 Summer	N/A	N/A	DVST3	<b>02/03/2023</b>
Summer Chapter 47, 66, and 721	DVCSM	<b>02/03/2023</b>	DVSTC	<b>02/03/2023</b>

### Payments for the 2021-22 Enrollment Year:

Placement Type	Verify Education/Main		Verify Transportation	
	On Screen	By Deadline	On Screen	By Deadline
Incarcerated Youth 12-Month Program	DVINC	<b>01/25/2023</b>	N/A	N/A
10-Mo. Chapter 47, 66, and 721	DVCHP	<b>02/03/2023</b>	N/A	N/A
4408 Summer	DVSUM	<b>02/10/2023</b>	DVSTR	<b>02/10/2023</b>
Related Services 4408 Summer (9015 Programs)	DVSRL	<b>02/10/2023</b>	DVST2	<b>02/10/2023</b>
4201 Summer	N/A	N/A	DVST3	<b>02/10/2023</b>
Summer Chapter 47, 66, and 721	DVCSM	<b>02/10/2023</b>	DVSTC	<b>02/10/2023</b>
Nonresident Homeless 10-month Program	DVHOM	TBD*	N/A	N/A



# Verification Deadlines for the 2023-2024 State Fiscal Year

17

## Payments for the 2022-23 Enrollment Year:

Placement Type	Verify Education/Main		Verify Transportation	
	On Screen	By Deadline	On Screen	By Deadline
Incarcerated Youth 12-Month Program	DVINC	<b>01/25/2023</b>	N/A	N/A
4408 Summer**	DVSUM	<b>02/24/2023</b>	DVSTR	<b>02/24/2023</b>
Related Services 4408 Summer (9015 Programs)**	DVSRL	<b>02/24/2023</b>	DVST2	<b>02/24/2023</b>
4201 Summer**	N/A	N/A	DVST3	<b>02/24/2023</b>
Summer Chapter 47, 66, and 721**	DVCSM	<b>02/24/2023</b>	DVSTC	<b>02/24/2023</b>

\*\* These initial summer payments will reflect 70 percent of the maximum allowable aid percent.

(Summer 4408, Summer 4408 Related Services, Summer 4201 =  $80\% \times 70\% = 56\%$ ;

Summer Chapters:  $100\% \times 70\% = 70\%$ )

These represent the last claiming opportunities for the 2022/2023 state fiscal year, which concludes March 31, 2023.

Contact [OMSSTAC@nysed.gov](mailto:OMSSTAC@nysed.gov) with any questions.

# Keeping STACs Current

18

- ❑ STAC verifications open (21-22)
  - ESY
  - Private
  - Chapter
  - Homeless (except BOCES)
  - 4201
  - In-District High Cost
- ❑ Watch for Other Public Placements verification opening
  - Keep an eye out for Year End Summary Reports for BOCES placements

[STAC Online Verification Deadlines for the 2022/2023 State Fiscal Year](#)

# Keeping STACs Current

19

## ❑ 22-23 STAC

- ESY education, RSO, and transportation can be completed by February 24, 2023 for March state aid payment
- DCERTs and Private placements entered
- Reapp and confirm new Chapter placements
- STAC homeless students
- Reapp 4201 placements
- STAC BOCES placements using current invoice
- Add placeholders for possible in-district high-cost

# Verification of DCPUB/DCPOD

20

## DCPUB

- ❑ In-District & BOCES
  - ❑ Double check calculations
  - ❑ Include all allowable costs (BOCES also)
  - ❑ Supporting documentation
  - ❑ BOCES Final Student Summary Billing
  - ❑ Ensure no funding from 611/619 grants

## DCPOD

- ❑ Other Public District
  - ❑ Review invoices from the other district placement
  - ❑ Are you being billed actual cost of student program or their NRT rate?

# DCPUB High-Cost Worksheet

21

DCPUB High Cost Worksheet for Initial Estimates and Previously Locked Claims

Date: 02/15/22  
Time: 12:08  
New York State Education Department

**HIGH COST STUDENT WORKSHEET (BOCES/In-District)**

STAC ID: [ ] School Year: 2019-20 Rec Num: 01 Name: [ ] Date of Birth: [ ]

Set browser to 57% to print as single page

Public Excess Cost Aid Ratio: [ ] District Threshold: [ ]

Start Date: [ ] End Date: [ ] To Amend Start or End Dates: **GO TO DSPUB** FTE: [ ] CSE District: [ ] Ed Provider: [ ]

Previous Annualized Rate: [ ] Current 10-Month Annualized Cost: [ ]

**I. BOCES** BOCES 10-Month Annualized Cost (from Year-End Final Cost Report): [ ] If all of the student's costs are included in this amount, proceed directly to the bottom of the screen and submit.

For Remaining Sections: If FTE is less than 1,000, divide actual cost by FTE to annualize

**II. InDistrict Classroom - Totals** SECTION II.A. Full Day Self Contained Special Education Classroom

IEP Ratio: Stud:Teach + Para [ ] : [ ] + [ ] Actual Students in Class: [ ] Special Ed Teachers: [ ] Classroom Aides/T.A.s: [ ]

Classroom Salaries: [ ] Classroom Fringe Benefits: [ ] Total Cost of Special Classroom: [ ] Classroom Cost for this Child: \$ 0.00

**SECTION II.B. Period-Based Special Education Placements**

Placement Type	(Spec. Ed Teachers/Classrooms Aides) Total Salaries	Total Fringe	Teacher Work Day (Exclude Lunch) Length in Mins:	Group Size*	Sessions Per Cycle	Sessions Length: (Mins)	Frequency	Total Child Cost
[ ]	[ ]	[ ]	[ ]	[ ]	[ ]	[ ]	Weekly Cycle	\$ 0.00
[ ]	[ ]	[ ]	[ ]	[ ]	[ ]	[ ]	Daily Cycle	\$ 0.00
[ ]	[ ]	[ ]	[ ]	[ ]	[ ]	[ ]	Daily Cycle	\$ 0.00
[ ]	[ ]	[ ]	[ ]	[ ]	[ ]	[ ]	Daily Cycle	\$ 0.00
[ ]	[ ]	[ ]	[ ]	[ ]	[ ]	[ ]	Daily Cycle	\$ 0.00
[ ]	[ ]	[ ]	[ ]	[ ]	[ ]	[ ]	Daily Cycle	\$ 0.00

\*Special education students only Additional Special Education Classroom Costs (Explain in Comments): [ ] Placement Cost for this Child: \$ 0.00

**III. Child-Specific 1:1 Aide/Shared Aide/Nurse/Interpreter** (Not included in District or BOCES reported cost above)

Type of 1:1 [ ] Annual Salary [ ] Annual Fringe [ ] # of Students Served [ ] Student Annual Cost [ ]

**IV. Related/Other Services** (Not included in reported cost above)

Service Type	Provider Type	Length of Sessions (Mins)	Total Cost Per Session	Group Size	Session Cost Per Child	** Actual Sessions	Total Child Cost
[ ]	[ ]	[ ]	[ ]	[ ]	\$ 0.00	[ ]	\$ 0.00
[ ]	[ ]	[ ]	[ ]	[ ]	\$ 0.00	[ ]	\$ 0.00
[ ]	[ ]	[ ]	[ ]	[ ]	\$ 0.00	[ ]	\$ 0.00
[ ]	[ ]	[ ]	[ ]	[ ]	\$ 0.00	[ ]	\$ 0.00
[ ]	[ ]	[ ]	[ ]	[ ]	\$ 0.00	[ ]	\$ 0.00
[ ]	[ ]	[ ]	[ ]	[ ]	\$ 0.00	[ ]	\$ 0.00

\*\*Actual number of sessions cannot exceed the number of sessions specified on IEP

If more than six, enter total annual cost by type of remaining services: (BOCES Extra) [ ] (District) [ ] (Other Provider) [ ]

# DCPOD High-Cost Worksheet

22

DCPOD High Cost Worksheet (Other District) for Initial Estimates and Prior Year Claims Submitted After 6/30

Date: 05/30/21 New York State Education Department (For non-resident placements)  
Time: 4:34 HIGH COST STUDENT WORKSHEET (Other District)

STAC ID School Year Rec Num Name Date of Birth  
Public Excess Cost Aid Ratio District Threshold

Start Date End Date FTE CSE District Ed Provider

Previous Annualized Rate Current 19-Month Annualized Cost

I. NRT ☐ K-6 Non Resident Tuition (NRT) Rate ☐ 7-12 Non Resident Tuition (NRT) Rate ☐ Other Educating District Billed Using Actual Costs

For Remaining Sections: If FTE is less than 1.000, divide actual cost by FTE to annualize  
Upload Invoices/Cost Breakdowns to GoAnywhere

II. Special Ed Classrooms

Placement Type	IEP Ratio: Stud:Teach + Para	Total Placement Cost	Actual Students In Class	Total Child Cost
				\$ 0.00
				\$ 0.00
				\$ 0.00
				\$ 0.00

Excluded Cost List  
General Education Costs;  
CSE Admin Costs; Evaluations;  
Building Costs; Select Services;  
Substitute Teachers; Transportation;  
Field Trips; Classroom Equipmnet;  
Classroom Software/Technology;  
Class Supplies/Materials/Textbooks;  
Admin Costs (Superintendents,  
Business Office, PPS, Guidance etc.);  
Clerical Costs (Front Office,  
Account Clerks, Secretaries, etc.);  
and ANY other services not on IEP

\*Special education students only Additional Special Education Classroom Costs (Explain in Comments): Classroom Cost for this Child: \$ 0.00

III. Child-Specific 1:1 Aide/Shared Aide/Nurse/Interpreter (Not included In-District or BOCES reported cost above)

Type of 1:1	Provider Type	Total Cost	# of Students Served	Student Annual Cost
				\$ 0.00
				\$ 0.00

IV. Related/Other Services (Not included in reported cost above)

Service Type	Provider Type	Total Amount Billed Per Student	(As indicated on IEP)		Actual # of Sessions Billed	Session Cost Per Child
			IEP Session Length (Mins)	Provided to:		
			<input type="radio"/>	<input type="radio"/> Individual <input type="radio"/> Group		\$ 0.00
			<input type="radio"/>	<input type="radio"/> Individual <input type="radio"/> Group		\$ 0.00
			<input type="radio"/>	<input type="radio"/> Individual <input type="radio"/> Group		\$ 0.00
			<input type="radio"/>	<input type="radio"/> Individual <input type="radio"/> Group		\$ 0.00
			<input type="radio"/>	<input type="radio"/> Individual <input type="radio"/> Group		\$ 0.00
			<input type="radio"/>	<input type="radio"/> Individual <input type="radio"/> Group		\$ 0.00

\*\*Actual number of sessions cannot exceed the number of sessions specified on IEP

If more than six, enter total annual cost by type of remaining services:  
(and provide explanation in comments)

(Non-Resident District)	(BOCES Extra)	(CSE District)	(Other Provider)

V. Other Child Specific Costs

Cost Category	Additional Information	Total Other Child-Specific Costs
Provided by CSE District Only		

# Things to Keep in Mind

23

- ❑ Tracking current year students for high-cost possibilities
- ❑ Keeping an eye on homeless population and enrollment dates—this can be everchanging
- ❑ With the changing workforce, make sure everyone on the team is kept up to date and has access
- ❑ Check on district FTM access
- ❑ Remember out-of-state placement paperwork and all DCERTs need to be completed every year

# Open for Questions

24





# Next STAC Talk

25

- March 14th, 2023 @ 9:00 a.m.
  - Topics:
    - DVPUB Verifications
    - DCPUB & DCPOD Screens
- View previous STAC Talk Webinars:  
<https://www.questar.org/services/financial/stac/stac-talk/>

# Contact Us

26

## **Special Education Aid Assistance Service**

Questar III BOCES

10 Empire State Boulevard

Castleton, NY 12033

518-477-2635 **option 2**

[mary.mosher@questar.org](mailto:mary.mosher@questar.org) – *Team Leader*

[alyssa.scarcella@questar.org](mailto:alyssa.scarcella@questar.org)

[tyler.gates@questar.org](mailto:tyler.gates@questar.org)

[angela.beber@questar.org](mailto:angela.beber@questar.org)

[robert.rabideau@questar.org](mailto:robert.rabideau@questar.org)

[agnieszka.bukala@questar.org](mailto:agnieszka.bukala@questar.org)

<https://www.questar.org/services/financial/stac/>