



Notice



1

- Knowledge Café PowerPoints are available on our website under the **Webinar Tab**:
- <https://www.questar.org/services/financial/state-aid-financial-planning/webinars/knowledge-cafe/>

Then scroll
down.....

Here

Other Webinars


Monthly/Special Webinars focusing on a variety of topics.

The Knowledge Café

- Knowledge Café Zoom Link (Passcode: 319866)
-  2020-21 CTLE Registration Links
- Presentations
- Recorded Sessions

Note: Recorded Sessions have **moved** on our website – see new separate link.

PUTTING STUDENTS FIRST



Knowledge Café May 2021

Sarah Morrison and John Tamburello
State Aid Planning and Financial Service

May Agenda

3

- ❑ SBO Calendar for June 2021
 - ❑ Charging fringes to other funds
 - ❑ Year-end budget transfers and encumbrance review
 - ❑ FCRs due by 6/30/21
 - ❑ Claim form revisions due by 6/30/21
- ❑ Review of resources available on our website
- ❑ Questions and Answers



June SBO Calendar

4

Task	Month	Due Date	Filing Requirement	Notes	Priority
Ensure that application for new extended school year (July-August) special education program(s) is (are) filed by June 1st.	June	6/1/2021	Annually	Need for any new class configuration!	Required
Publish bids for new pupil transportation contracts by June 1st (other than for students with disabilities)	June	6/1/2021	Annually		Required
The Application for Approval of Summer Secondary School Driver and Traffic Safety Education" must be postmarked no later than June 1st (due every 3 years)	June	6/1/2021	Annually		Required
Budget revote legal notice (only if proposed 2021-22 budget was defeated in May). The first publication is due 14 days before the revote.	June	6/1/2021	Annually	If Applicable	Recommended Best Practice
Statewide budget revote day is June 15, 2021 (third Tuesday of June). If a district decides to adopt a contingency budget, there will be no increase in the tax levy over the prior year. Boards of education are not obligated to hold a second budget vote and may adopt a contingency budget after the voters reject a proposed budget. If the BoE decides to hold a second vote, the legal notice must be published once each week in the two weeks preceding the vote, with the first publication at least 14 days before vote day (June 1, 2021). Hold Budget Hearing no later than seven days before vote day (June 8, 2021) and mail revised budget notice to voters the day after the hearing. BoE must adopt a contingency budget after second budget defeat.	June	6/15/2021	Annually	If Applicable	Required

June SBO Calendar

5

Task	Month	Due Date	Filing Requirement	Notes	Priority
File NYS Sales Tax Return for quarterly filers	June	6/20/2021	Quarterly	The filing requirement for sales tax is based on tax due and is either annual or 4 times per year. Due June 20th for the months of March, April and May if filing on a quarterly basis. *June 20, 2021 is a Sunday. Generally, if any due date for filing falls on a Saturday, Sunday, or legal holiday, your return should be filed on the next business day. Please check the instructions of the applicable forms to verify correct due date when available.	Required
Budget Status Reports to Board of Education including revenue and appropriation status reports	June	6/30/2021	Quarterly	Due quarterly if budget transfers have not been made since the last quarterly report	Required
Pesticide Notification – Notify District Staff and Parents of non-exempt pesticide applications	June	6/30/2021	Quarterly	Transmit policy, district contact information and form to request inclusion on list of individuals to be notified 48 hours in advance of toxic pesticide applications to parents and district staff. Notification required after close of summer session, after winter break, after spring break and after the end of each school year. Notification not required for use of pesticides exempt from reporting requirements.	Recommended Best Practice
Prepare 941 Payroll Tax & NYS-45 Withholding Reconciliation	June	6/30/2021	Quarterly	2nd Quarter 2021 (For Forms 941 & NYS-45 that are due 7/31/2021).	Recommended Best Practice

June SBO Calendar

6

Task	Month	Due Date	Filing Requirement	Notes	Priority
Billings (transportation, use of facilities, health services, parentally placed non-public etc.)	June	6/30/2021	Monthly		Recommended Best Practice
Budget Status Reports to Board of Education including revenue and appropriation status reports	June	6/30/2021	Monthly	Commissioner's Regulations 170.2(p) requires the treasurer to render a budget status report for the BoE and for the use of those staff members assigned responsibility for administration of specific portions of the budget, on at least a quarterly basis (monthly in the event that budget transfers have been made since the last report). The report should include: estimated revenues, revenues received to date, and estimated revenues yet to be received; original appropriations, adjustments and transfers, revised appropriations, expenditures, encumbrances, and unencumbered balances pursuant to CR 170.2(p). Other information may be included as necessary.	Required
Cash Flow - modify and update	June	6/30/2021	Monthly		Recommended Best Practice
Cash Flow and Fund Balance - review for accuracy	June	6/30/2021	Monthly		Recommended Best Practice
Federal and State Cafeteria Reimbursement Form	June	6/30/2021	Monthly		Recommended Best Practice

June SBO Calendar

7

Task	Month	Due Date	Filing Requirement	Notes	Priority
File DCERT for any new or continuing 10-month private special education placements	June	6/30/2021	Monthly		Required
Monthly Profit/Loss Statements for School Food Service	June	6/30/2021	Monthly	Perform analysis on prior month's activities	Recommended Best Practice
Payroll Reports – ERS and TRS Payments & Reports	June	6/30/2021	Monthly	ERS: Due the 7th day of the month following the report period. TRS: Due within 10 business days after the end of the previous month.	Recommended Best Practice
Prepare Final Cost Reports for capital construction projects as soon as certified as substantially complete and all outstanding bills are paid	June	6/30/2021	Monthly		Recommended Best Practice
Review BOCES invoices for appropriate services and charges	June	6/30/2021	Monthly		Recommended Best Practice
Review outstanding checks	June	6/30/2021	Monthly		Recommended Best Practice
State and Federal Projects - review for expenditures and revenues. Submit FS-25's request for funds to Grants Finance Still not too late to do!	June	6/30/2021	Monthly	This is the form that must be submitted to request additional State and Federal grant funds. Districts may only request funds to cover expenses already incurred and 30 days of anticipated expenses. Payments totaling up to 90% of a grant's budget total may be requested	Recommended Best Practice

June SBO Calendar

8

Task	Month	Due Date	Filing Requirement	Notes	Priority
Submit application for approval of bus/vehicle purchase via SAMS immediately following the delivery of any bus/vehicle purchased to transport students. (Form BP)	June	6/30/2021	Monthly	Districts are no longer required to submit paperwork to the State Aid office to support the information on every bus/vehicle purchase. However, districts must keep substantiating documentation available on file for Records Retention and Disposition Schedule ED-1	Recommended Best Practice
Treasurer's Report	June	6/30/2021	Monthly	Report on prior month's activities	Recommended Best Practice
Calculate IDEA Section 611 and 619 per student sub-allocations using SED worksheet and prepare provider contracts	June	6/30/2021	Annually		Recommended Best Practice
Capital Project Final Cost Reports - prepare any that are due by June 30th (Capital Outlay Exception Projects and Projects with CAD prior 7/1/2011)	June	6/30/2021	Annually	See Appendix G	Recommended Best Practice
Charge back fringe benefits to School Food Service and Special Aid Fund grants/projects	June	6/30/2021	Annually		Recommended Best Practice
Close any open petty cash funds	June	6/30/2021	Annually		Recommended Best Practice
Compensated Absences - begin data gathering	June	6/30/2021	Annually	This information is needed as part of the audit to isolate the cost of what is owed to each employee (based on contractual language) in the event they leave or retire from the school.	Recommended Best Practice

June SBO Calendar

9

Task	Month	Due Date	Filing Requirement	Notes	Priority
Continuing Employment Notices - to teaching and 10-month non-teaching staff	June	6/30/2021	Annually	Salary statements (or employment notices) - are not applicable to all school districts. The basic purpose is to give salary information to the employee for the upcoming year, while also assuring a position in the fall (the employee signs off and this prevents claiming unemployment during the summer).	Recommended Best Practice
Evacuation drills - 12 total for school year	June	6/30/2021	Annually		Required
Maintain budget codes to prevent negative balances	June	6/30/2021	Annually		Recommended Best Practice
Prepare for year-end financial statement audit	June	6/30/2021	Annually		Recommended Best Practice
Review STAC Statute of Limitations for June 30th	June	6/30/2021	Annually	To be included in the August payment, school districts must verify High Cost Public STAC records for the September 2019-June 2020 period using the DVPUB screen on the STAC Online System. Online verification must be completed by June 30, 2021 to receive current year funding for the 2019-20 school year.	Recommended Best Practice

June SBO Calendar

10

Task	Month	Due Date	Filing Requirement	Notes	Priority
Revise the prior school year's aid claim, if applicable, by June 30th	June	6/30/2021	Annually	Statute of limitation allows changes to be considered by SED only if they are received within one year of the close of the school year for which the data is submitted. For example, 2019-20 aid claim data must be amended by June 30, 2021. To qualify for prior year funding, school districts must verify any remaining High Cost Public STAC records for the September 2018-June 2019 period using the DVPUB screen on the STAC Online System. June 30, 2021 is the final deadline to qualify for additional reimbursement for the 2018-19 school year. A memo with information about all the June 30, 2021 deadlines will be issued in early June	Recommended Best Practice
School District and BOCES: Report all changes to 2020-21 aid claims to affect September final payment of 2020-21 aid.	June	6/30/2021	Annually	Aid increases generated by submissions after 6/30 will be added to the prior year queue and paid as funds become available.	Required
Submit Internal Audit Exemption certification through the Business Portal by June 30th (if applicable)	June	6/30/2021	Annually		Required

June SBO Calendar

11

Task	Month	Due Date	Filing Requirement	Notes	Priority
Summer Repair and Maintenance - set up and work schedule	June	6/30/2021	Annually		Recommended Best Practice
The last date that SED can accept final cost reports for Pre-Chapter 97 and Capital Outlay Exception projects certified as complete in calendar year 2019 (per the statute of limitations) is June 30, 2021	June	6/30/2021	Annually		Required

CRRSA combined grant application is due 6/15/21, 30 day extension available upon request at: caresact@nysed.gov

Chargeback Fringes to Food Service and/or Special Aid Funds

12

- Now is the time to review your Food Service Fund and/or Special Aid Fund to ensure:
- Food Service Fund:
 - All fringes for the Food Service staff have been accounted for in the Food Service Fund.
 - ERS, FICA, Health, Dental, Life, etc.
 - Even if Fund is operating at a deficit, should record all related direct expenses in (C).
 - Offset loss with an Interfund Transfer from General vs. reporting some or all of fringes in (A).



Chargeback Fringes to Food Service and/or Special Aid Funds

13

Special Aid Fund:

Ensure all fringes budgeted in FS-10s for the various grants in the Special Aid Fund have been accounted for there.

- Grant applications aren't required to include fringes, but if did, make sure fringes have been charged during the year.

- Doing at year-end can really swing Unappropriated Fund Balance in (A).
- Don't wait until end of grant period. Fringes should be charged during same period that wages were charged.
 - Example: If Title I grant is for salaries between 9/1/20 and 6/30/21, charge budgeted fringes by 6/30/21 vs. at 8/31/21.



Review Appropriations Status Report

14

- ❑ As we discussed previously:

Boards of education are constrained by Education Law, Section 1718, and may not "... incur a district liability in excess of the amount appropriated by a district meeting..." This law is also enforced by the State Comptroller, who, in the Uniform System of Accounts, states that, "An appropriation must be available before an expenditure is charged."

- ❑ 170.2 (1) of the Commissioner's Regulation grants the board of education the authority through the following provision:

"To make transfers between and within functional unit appropriations for teachers' salaries and ordinary contingent expenditures, boards of education may, by resolution, authorize the chief school officer to make transfers within limits established by the board."

SCHOOL DISTRICT



Appropriation Status Detail Report By Function From 7/1/2020 To 6/30/2021

Account	Description	Budget	Adjustments	Adj. Budget	Expensed	Encumbered	Available
A 2020.161-30-0000	Non-Instructional Overtime	1,500.00	0.00	1,500.00	19.34	0.00	1,480.66
A 2020.400-10-0000	Contractual - Elementary	1,250.00	0.00	1,250.00	318.55	0.00	931.45
A 2020.400-30-0000	Contractual - High School	2,000.00	0.00	2,000.00	1,103.83	0.00	896.17
A 2020.401-10-0000	Travel - Elementary	400.00	0.00	400.00	0.00	0.00	400.00
A 2020.401-30-0000	Travel - High School	500.00	0.00	500.00	0.00	0.00	500.00
A 2020.402-10-0000	Conferences - Elementary	1,000.00	0.00	1,000.00	0.00	0.00	1,000.00
A 2020.402-30-0000	Conferences - High School	1,000.00	210.00	1,210.00	180.00	282.00	748.00
A 2020.450-10-0000	Material & Supplies - Elementary	1,350.00	0.00	1,350.00	82.99	439.32	827.69
A 2020.450-30-0000	Material & Supplies - High School				58	1,085.93	1,207.47
2020	SUPERVISION - REGULAR SCHOOL	*			5	71,496.73	48,781.32
A 2040.150-00-0000	Instructional Salary - Special Ed				8	0.00	5,045.62
A 2040.160-00-0000	Non-Instruct Salary - Special Ed				1	11,080.92	-1,541.28
A 2040.400-00-0000	Contractual - Special Ed				2	0.00	335.78
A 2040.401-00-0000	Travel - Special Ed				4	0.00	664.36
A 2040.402-00-0000	Conferences - Special Ed				0	0.00	1,000.00
A 2040.431-00-0000	Postage - Special Ed	1,600.00	0.00	1,600.00	1,400.00	0.00	200.00
A 2040.450-00-0000	Material & Supplies - Special Ed	900.00	0.00	900.00	273.76	626.24	0.00
2040	SUPERVISION - SPECIAL SCHOOLS	*	147,835.65	0.00	147,835.65	130,424.01	5,704.48
A 2060.402-00-0000	Conferences - Reseach, Planning & Eval	15,000.00	-3,000.00	12,000.00	3,866.00	0.00	8,134.00
A 2060.490-00-0000	BOCES Services - Research, Planning &	600.00	3,000.00	3,600.00	125.40	474.60	3,000.00
2060	RESEARCH, PLANNING & EVALUAT	*	15,600.00	0.00	15,600.00	3,991.40	11,134.00
A 2070.490-00-0000	BOCES Services - In-Service Training	31,635.00	-10,559.00	21,076.00	14,761.05	6,314.70	0.25
2070	INSERVICE TRAINING-INSTRUCTION	*	31,635.00	-10,559.00	21,076.00	14,761.05	0.25
20		**	797,717.90	-56,285.02	741,432.88	565,625.46	69,042.50
A 2110.152-10-0000	Teacher Salary - K-3	1,358,242.00	0.00	1,358,242.00	913,333.51	465,928.63	-21,020.14
A 2110.153-10-0000	Teacher Salary - 4-5	592,937.00	0.00	592,937.00	370,978.25	182,839.09	39,119.66
A 2110.153-20-0000	Teacher Salary - 6	263,024.00	0.00	263,024.00	176,194.59	93,530.23	-6,700.82
A 2110.154-20-0000	Teacher Salary - 7-8	798,445.00	0.00	798,445.00	488,045.63	237,191.04	73,208.33
A 2110.154-30-0000	Teacher Salary - 9-12	1,304,540.00	0.00	1,304,540.00	900,958.84	400,737.75	2,843.41
A 2110.155-10-0000	Substitutes - Elementary	30,000.00	0.00	30,000.00	23,976.53	0.00	6,023.47
A 2110.155-20-0000	Substitutes - Middle School	15,000.00	0.00	15,000.00	17,024.94	0.00	-2,024.94
A 2110.155-30-0000	Substitutes - High School	20,000.00	0.00	20,000.00	9,166.25	0.00	10,833.75
A 2110.157-00-0000	Team Leaders/Head Teachers	24,805.07	0.00	24,805.07	0.00	4,419.25	20,385.82

Now is a good time to review for both overdrawn account codes and to verify reasonableness of outstanding encumbrances


Review Outstanding POs

16

Look at POs outstanding since the beginning of the year:

SCHOOL DISTRICT

Purchase Order Outstanding Report By PO Number From 7/1/2020 - 6/30/2021



PO Number	PO Date	Manual PO	Vendor Name	Vendor ID	Contact	Account	Placed	Expensed	Liquidated	Outstanding
200087	07/01/2020	<input type="checkbox"/>	Consolidated Communications	2890		A 5530.457-60-0000	1,950.05	0.00	0.00	1,950.05
Purchase Order Totals:							1,950.05	0.00	0.00	1,950.05
00088	07/01/2020	<input type="checkbox"/>	Amazon.com	37		A 1621.450-50-0000	932.53	0.00	0.00	932.53
Purchase Order Totals:							932.53	0.00	0.00	932.53
00354	07/01/2020	<input type="checkbox"/>	NE Association Blind Albany	2125		A 2250.400-30-0000	220.00	0.00	0.00	220.00
Purchase Order Totals:							220.00	0.00	0.00	220.00


Clean up PO list now:

210206	08/19/2020	<input type="checkbox"/>	Douglas Industrials Co.	301		A 5510.465-60-0000	1,725.00	1,723.14	1,723.14	1.86
Purchase Order Totals:							1,725.00	1,723.14	1,723.14	1.86

Also Review Payroll Outstanding PO

17

SCHOOL DISTRICT



Remaining Contractual Balance by Employee

Employee Name	Employee ID	Employee Group	Earning	Account	Limit	Paid	Remaining
<div> Review what is still listed as remaining on employee contracts for reasonableness: -Salaries is our biggest expense -Have people left but their contracts are still here? </div>	569	TA	REG PAY	A2250160100000	2,458.46	2,458.46	0.00
	Employee Totals:				2,458.46	2,458.46	0.00
	3	MGMT	Contract	A5510160600000	56,200.00	47,276.92	8,923.08
	Employee Totals:				56,200.00	47,276.92	8,923.08
	4	BLDGS	REG PAY	A1620160500000	47,272.32	39,999.74	7,272.58
	Employee Totals:				47,272.32	39,999.74	7,272.58
	496	TA	REG PAY	A2250160100000	20,180.23	13,406.28	6,773.95
	Employee Totals:				20,180.23	13,406.28	6,773.95
	205	TEACHER	Contract	A2250150100000	71,691.00	46,874.95	24,816.05
	Employee Totals:				71,691.00	46,874.95	24,816.05
	554	TEACHER	Contract	A2110153100000	43,913.00	28,712.32	15,200.68
	Employee Totals:				43,913.00	28,712.32	15,200.68
9	TEACHER	Contract	A2250150300000	86,996.00	56,882.00	30,114.00	
9	TEACHER	6TH	A2250150300000	3,333.98	2,179.91	1,154.07	
Employee Totals:				90,329.98	59,061.91	31,268.07	

Review what is still listed as remaining on employee contracts for reasonableness:
 -Salaries is our biggest expense
 -Have people left but their contracts are still here?

Capital Projects

18

- ❑ Building Aid can flow 18 months after Commissioner's Approval Date (CAD) if Final Cost Report (FCR), Certificate of Substantial Completion (CSC) and SA-139 have all been filed timely (Chapter 97 projects)
- ❑ Review your open projects to see if any can be completed by 6/30:
 - ❑ Don't wait until 6/30, if possible
 - ❑ Give them time to review and process



Check Capital Outlay Exception Projects, Early Aid Starts and Pre-Chapter 97 Projects

19

- ❑ These projects had their Building Aid start in advance of FCR/CSC
- ❑ They still have formal due dates
- ❑ If due dates missed, all Building Aid paid may be recouped

Calendar Year of Final Substantial Completion of School Construction Project	School Year in Which Final Building Project Report is Due	Project Report Can be Accepted (Statute of Limitations)
2019	2019-20	June 30, 2021
2020	2020-2021	June 30, 2022
2021	2021-2022	June 30, 2023

(Chapter 97 of the Laws of 2011 - only for projects approved 7/1/11 or later)

Note: DO NOT submit this form in advance of the start of a construction project or at any time prior to 18 months after SED project approval. Not all projects will qualify. Not all requests will be granted. Districts are instructed to make every effort to complete projects within 18 months of Commissioner's approval. See March 2012 Joint State Aid and Facilities Planning Guidance Regarding Chapter 97.

[illegible]

Building Name:

☐ The project is a significant construction or renovation that was not designed or intended to be complete within 18 months; or

☐ The project is delayed by items beyond the District's control such as liens, litigation, declared natural disaster, or acts of

☐ Quality of work is currently unsatisfactory and corrective action is required; or

☐ Other

- 1) Date of Partial Substantial Completion: _____ (attach copy **-Of** _____)
- 2) Date of Final Substantial Completion: _____ (attach copy **-Of** Date of Estimated Final Substantial Completion: _____)
- 3) Estimated Final Cost Based on Current Expenditures: _____
- 4) Estimated Date of Final Completion: _____
- 5) Estimated Date for Submission of Final Cost Report: _____
- 6) Attach preliminary versions of completed "Source of Funds" page (21) and "Summary of Expenditures" page (22) of the Final Cost Report Form indicating which costs cannot be finalized.

20



June 30, 2021



21

- Last day to revise ST-3 from 2018-19
 - ▣ Aid will be included on Prior Year Adjustment list
 - Paid out when/if funded by future NYS budget(s)
 - About 17 years out at this point

- Last day to revise ST-3 from 2019-20 to generate 20-21 Aid
 - ▣ Make sure all Excess Cost Aid claims are processed
 - ▣ *Update Transportation Aid claims for Spring 2020*
 - ▣ Submit all FCRs





22

Digging into Resources Available

On Our Website: [State Aid and Financial Planning - Questar III BOCES](#)

Helpful Worksheets on Our Website

23

- ❑ There are several MS Excel worksheets available on the SAP website to assist SBOs.
- ❑ Here to relieve SBOs of the data analysis chore.
- ❑ Among the topics covered by these worksheets are:
 - ❑ State Aid Matters
 - ❑ Financial Transparency Reports (ESSA & EL §3614)
 - ❑ IDEA Maintenance of Effort (MoE)
 - ❑ Tax Cap
 - ❑ Cash Flow



State Aid Worksheets

24

- ❑ For this section of the presentation, we're going to focus on some of the State Aid worksheets available to SBOs.
- ❑ State Aid worksheets:
 - ❑ State Aid Factors (single year and multiple years)
 - ❑ State Aid Projections
 - ❑ Foundation Aid History
- ❑ <https://www.questar.org/services/financial/state-aid-financial-planning/topics/>
 - ❑ Under the topical heading of "State Aid"

State Aid Factors: Single Year

25

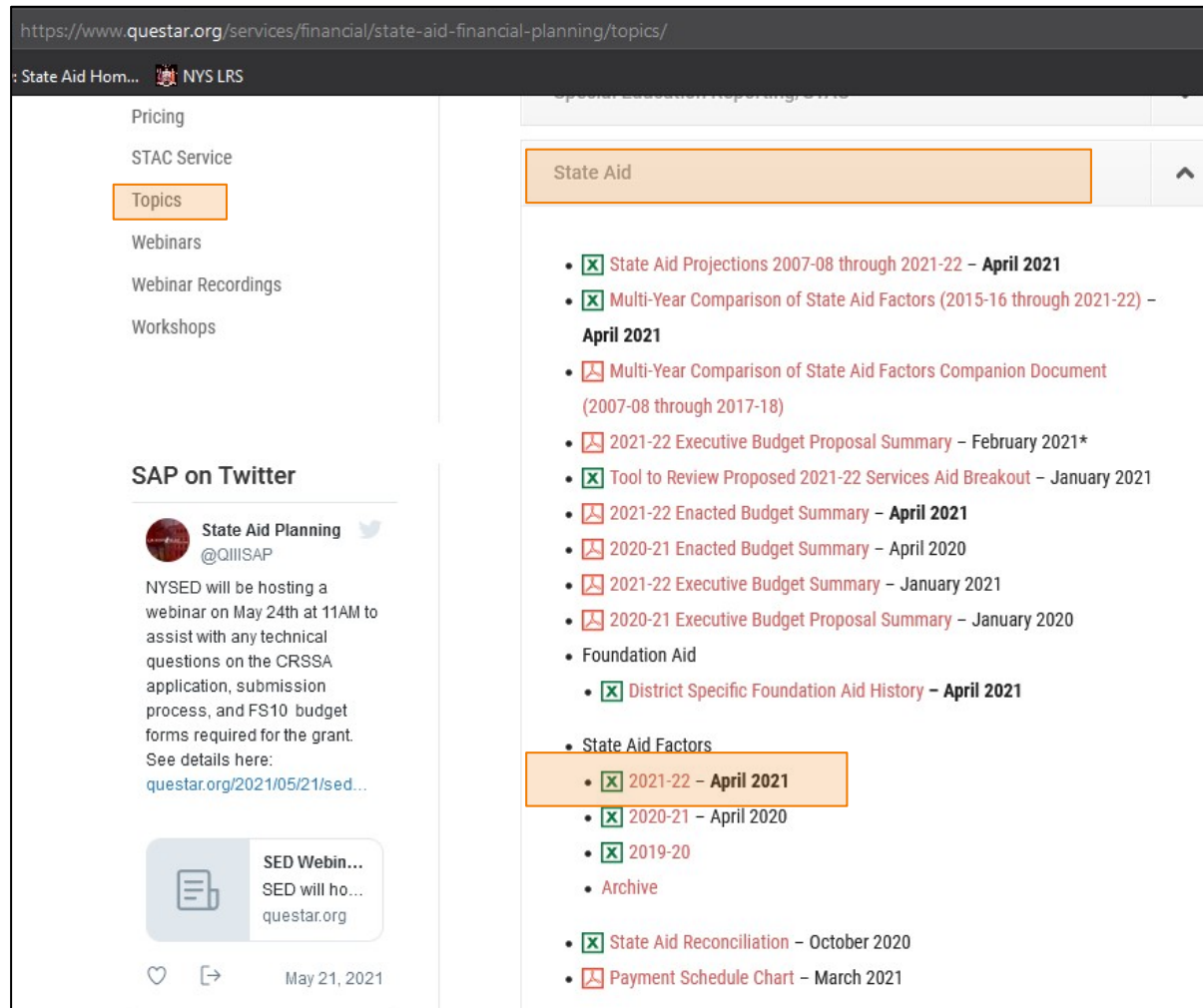
- There are a number of different measurements used to determine the calculation of State Aid.
- We attempt to capture the most referenced State Aid measurements within our two State Aid Factors worksheets:
 - Single year district specific snapshot.
 - Multi-year district specific snapshot with supporting data tables for the entire state.

State Aid Factors: Single Year

26

Remember:

Don't use
Firefox for
best results!



The screenshot shows the Questar website's 'State Aid Financial Planning Topics' page. An orange arrow points to the browser's address bar, which displays the URL: <https://www.questar.org/services/financial/state-aid-financial-planning/topics/>. The page has a dark header with 'State Aid Home...' and 'NYS LRS'. A left sidebar contains a navigation menu with 'Pricing', 'STAC Service', 'Topics' (highlighted with an orange box), 'Webinars', 'Webinar Recordings', and 'Workshops'. Below the menu is a 'SAP on Twitter' section featuring a tweet from @QIIISAP about a NYSED webinar on May 24th. At the bottom of the sidebar is an 'SED Webinar...' announcement. The main content area has a 'State Aid' tab highlighted with an orange box. It lists various documents and summaries, including 'State Aid Projections 2007-08 through 2021-22 - April 2021', 'Multi-Year Comparison of State Aid Factors (2015-16 through 2021-22) - April 2021', and '2021-22 Executive Budget Proposal Summary - February 2021*'. A 'State Aid Factors' section is highlighted with an orange box and lists '2021-22 - April 2021', '2020-21 - April 2020', '2019-20', and 'Archive'. Other items include 'State Aid Reconciliation - October 2020' and 'Payment Schedule Chart - March 2021'. The footer shows a heart icon, a share icon, and the date 'May 21, 2021'.

<https://www.questar.org/services/financial/state-aid-financial-planning/topics/>

State Aid Home... NYS LRS

Pricing

STAC Service

Topics

Webinars

Webinar Recordings

Workshops

SAP on Twitter

State Aid Planning @QIIISAP

NYSED will be hosting a webinar on May 24th at 11AM to assist with any technical questions on the CRSSA application, submission process, and FS10 budget forms required for the grant. See details here: questar.org/2021/05/21/sed...

SED Webinar... SED will ho... questar.org

May 21, 2021

State Aid

- State Aid Projections 2007-08 through 2021-22 - April 2021
- Multi-Year Comparison of State Aid Factors (2015-16 through 2021-22) - April 2021
- Multi-Year Comparison of State Aid Factors Companion Document (2007-08 through 2017-18)
- 2021-22 Executive Budget Proposal Summary - February 2021*
- Tool to Review Proposed 2021-22 Services Aid Breakout - January 2021
- 2021-22 Enacted Budget Summary - April 2021
- 2020-21 Enacted Budget Summary - April 2020
- 2021-22 Executive Budget Summary - January 2021
- 2020-21 Executive Budget Proposal Summary - January 2020
- Foundation Aid
 - District Specific Foundation Aid History - April 2021
- State Aid Factors
 - 2021-22 - April 2021
 - 2020-21 - April 2020
 - 2019-20
 - Archive
- State Aid Reconciliation - October 2020
- Payment Schedule Chart - March 2021

27

2021-22 STATE AID FACTORS			
ALBANY		ENTER 6- DIGIT BEDS CODE HERE 010100	
WEALTH MEASURES AND AID RATIOS		PUPIL COUNTS	
2017 Actual Valuation	\$4,813,762,321	2019-20 TWPU	13,291
2018 Actual Valuation	\$4,880,213,250	2019-20 TWFPU	10,741
Selected Actual Valuation	\$4,846,987,785	TAFPU 19-20 based on SY Data	12,673
2018 Actual Valuation/2019-20 TWPU	\$367,181	TAFPU 18-19 based on SY Data	12,686
State Average	\$712,300	Selected TAFPU	12,680
Selected AV/2019-20 TWFPU	\$451,260	2019-20 RWADA	10,903
State Average	\$932,200	2020-21 Public School Enrollment (Est.)	10,653
2016 Adjusted Gross Income	\$1,847,060,229		
2018 Adjusted Gross Income	\$1,903,312,657	INSTRUCTIONAL MATERIALS PUPIL COUNTS	
2018 AGI/2019-20 TWPU	\$143,203	2020-21 Textbook Pupil Count	11,731
State Average	\$233,900	2020-21 Software, Library, Materials and Hardware Pupil Count	13,286
2018 AGI/2019-20 TWFPU	\$177,200		
State Average	\$306,100	STUDENT NEED INDICATORS	
Combined Wealth Ratio (CWR)	0.563	2000 Census Poverty %	0.3010
State Average	1.000	3-Year Average Direct Certification %	0.70673
Public Excess Cost Aid Ratio	0.713	3-Year Average Free and Reduced Price Lunch % (FRPL)	0.6949
Private Excess Cost Aid Ratio	0.916	2020-21 English Language Learners (Est.)	1,080
Basic Contribution	\$11,626	Extraordinary Needs Percent	0.698
Transportation Aid Ratio	0.856		
2018 Actual Valuation/2019-20 RWADA	\$447,602		
State Average	\$887,700		
BOCES Aid Ratio (Admin & Services)	0.000		
Current RWADA Aid Ratio	0.743		
Millage Ratio	0.684		

State Aid Factors: Single Year

28

BUILDING AID RATIOS

Voter Approval <7/1/98 (BLD)	0.743
Voter Approval 7/1/98-6/30/00 (BLD 10)	
Including:	
• 10% Incentive	0.843
Voter Approval >7/1/00 (BLD 3)	
Including:	
• 10% Incentive	0.843
Voter Approval > 7/1/05 (BLD 4)	
Including:	
• High Need Supplemental Building Aid Ratio	
• 10% Incentive	0.880

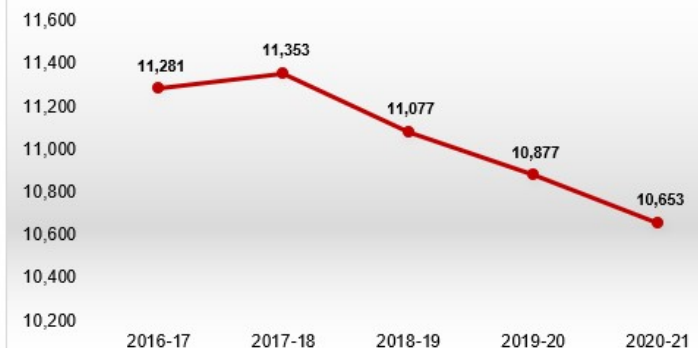
OTHER FACTORS

2019-20 AOE/TAPU for Expense	\$15,515
State Average	\$16,400
High Cost Threshold	\$46,545
Pupil Need Index	1.698
Regional Cost Index	1.124
Income Wealth Index (IWI)	0.578
State Average	1.000
Foundation State Sharing Ratio	0.705

Formula Based Aids



Public Enrollment



*Estimated

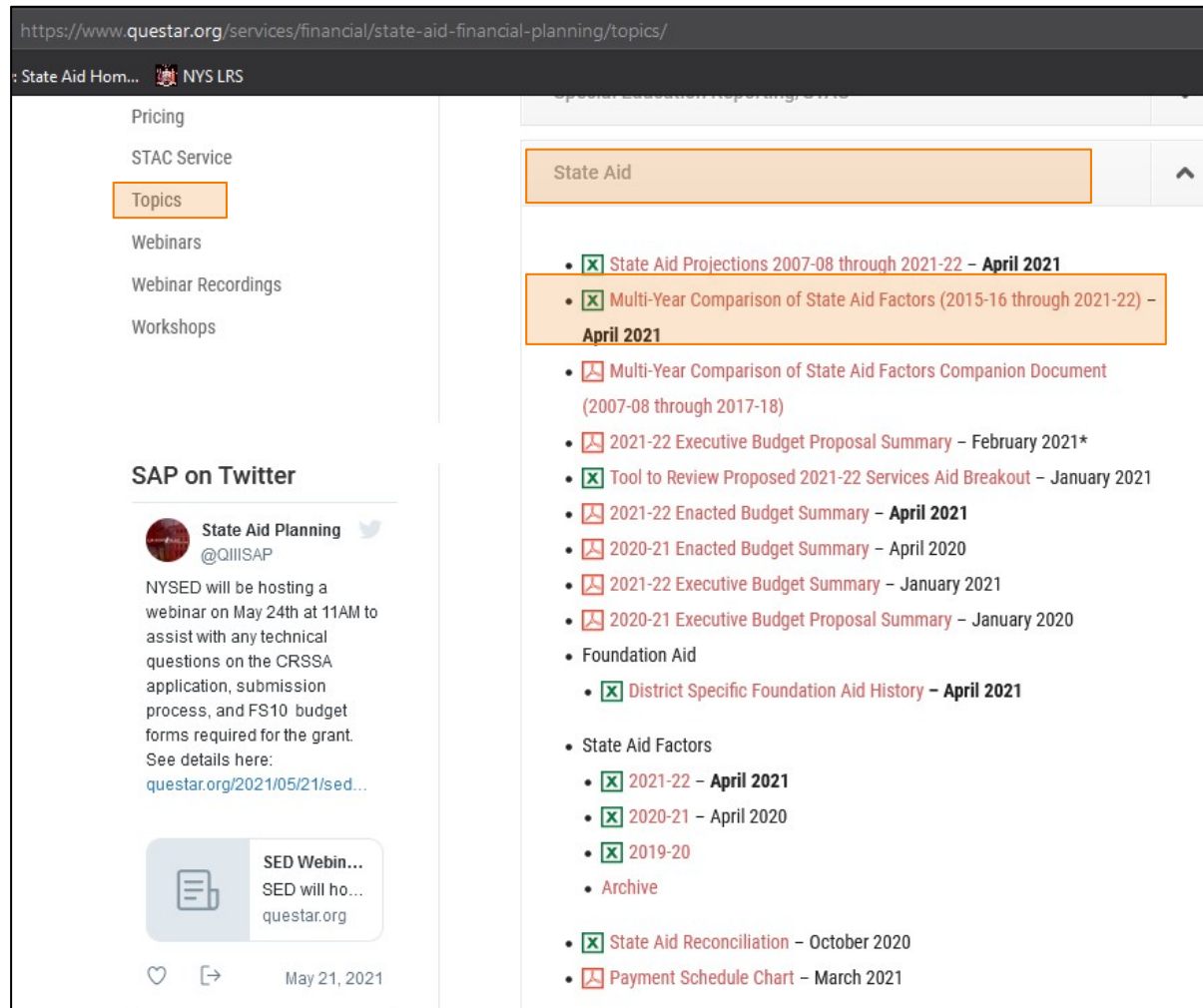
State Aid Factors: Multi-Year

29

- ❑ What if you need to look at the district's trends over time, or compare the district to your neighbors?
- ❑ One can download a few years of worksheets, enter multiple BEDS Codes, and copy/paste to a new worksheet, but...
- ❑ We've anticipated this exercise and have developed a Multi-Year State Aid Factors Worksheet to assist you.

State Aid Factors: Multi-Year

30




The screenshot shows the Questar website's 'State Aid Topics' page. An orange arrow points to the URL bar, which contains the address: <https://www.questar.org/services/financial/state-aid-financial-planning/topics/>. The page has a dark header with 'State Aid Home...' and 'NYS LRS'. A left sidebar lists navigation options: Pricing, STAC Service, Topics (highlighted with an orange box), Webinars, Webinar Recordings, and Workshops. Below the sidebar is a 'SAP on Twitter' section featuring a tweet from @QIIISAP about a NYSED webinar on May 24th. At the bottom of the sidebar is an 'SED Webinar...' announcement. The main content area has a 'State Aid' filter box at the top. Below it is a list of links, with 'Multi-Year Comparison of State Aid Factors (2015-16 through 2021-22) - April 2021' highlighted by an orange box. Other links include 'State Aid Projections 2007-08 through 2021-22 - April 2021', 'Multi-Year Comparison of State Aid Factors Companion Document (2007-08 through 2017-18)', '2021-22 Executive Budget Proposal Summary - February 2021*', 'Tool to Review Proposed 2021-22 Services Aid Breakout - January 2021', '2021-22 Enacted Budget Summary - April 2021', '2020-21 Enacted Budget Summary - April 2020', '2021-22 Executive Budget Summary - January 2021', '2020-21 Executive Budget Proposal Summary - January 2020', 'Foundation Aid', 'District Specific Foundation Aid History - April 2021', 'State Aid Factors' (with sub-links for 2021-22, 2020-21, 2019-20, and Archive), 'State Aid Reconciliation - October 2020', and 'Payment Schedule Chart - March 2021'. The footer shows a heart icon, a share icon, and the date 'May 21, 2021'.


<https://www.questar.org/services/financial/state-aid-financial-planning/topics/>

State Aid Home... NYS LRS

Pricing
STAC Service
Topics
Webinars
Webinar Recordings
Workshops

SAP on Twitter

 **State Aid Planning** @QIIISAP
NYSED will be hosting a webinar on May 24th at 11AM to assist with any technical questions on the CRSSA application, submission process, and FS10 budget forms required for the grant. See details here: [questar.org/2021/05/21/sed...](https://www.questar.org/2021/05/21/sed...)

 **SED Webinar...**
SED will ho...
[questar.org](https://www.questar.org)

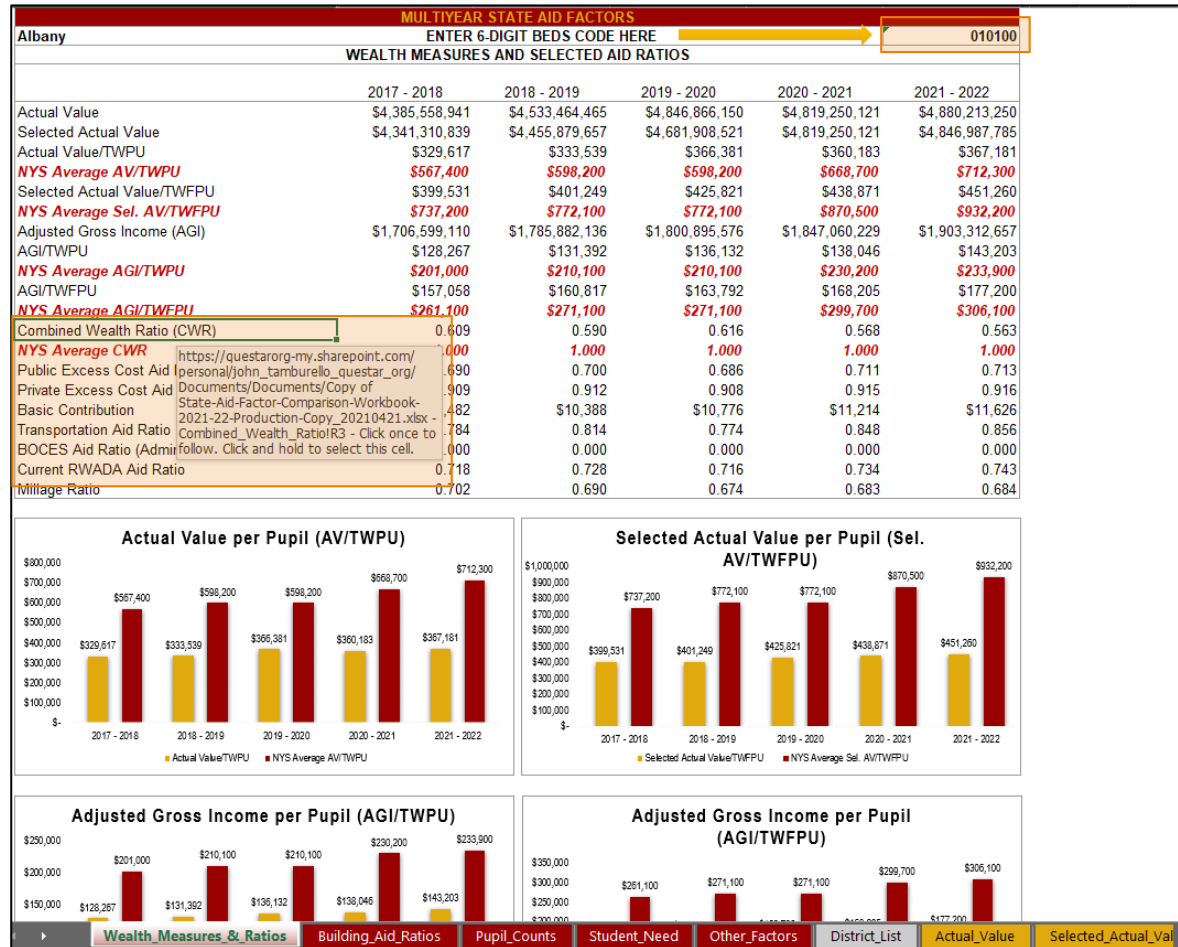
State Aid

- ☒ State Aid Projections 2007-08 through 2021-22 – April 2021
- ☒ Multi-Year Comparison of State Aid Factors (2015-16 through 2021-22) – April 2021
- ☐ Multi-Year Comparison of State Aid Factors Companion Document (2007-08 through 2017-18)
- ☐ 2021-22 Executive Budget Proposal Summary – February 2021*
- ☒ Tool to Review Proposed 2021-22 Services Aid Breakout – January 2021
- ☐ 2021-22 Enacted Budget Summary – April 2021
- ☐ 2020-21 Enacted Budget Summary – April 2020
- ☐ 2021-22 Executive Budget Summary – January 2021
- ☐ 2020-21 Executive Budget Proposal Summary – January 2020
- Foundation Aid
 - ☒ District Specific Foundation Aid History – April 2021
- State Aid Factors
 - ☒ 2021-22 – April 2021
 - ☒ 2020-21 – April 2020
 - ☒ 2019-20
 - Archive
- ☒ State Aid Reconciliation – October 2020
- ☐ Payment Schedule Chart – March 2021

May 21, 2021

State Aid Factors: Multi-Year

31



Red Tabs show district specific information

Orange Tabs are the statewide data tables

State Aid Factors: Multi-Year

32

	A	B	M	N	O	P	Q	R	S	T	U	V	W
1	Comparison of Wealth Measures and Selected Aid Ratios for State Aid - Combined Wealth Ratio												
2													
3	BEDS Code	District	2017 - 2018	2018 - 2019	2019 - 2020	2020 - 2021	2021 - 2022	Return to Summary Page					
4		ALBANY COUNTY											
5	010100	Albany	0.609	0.590	0.616	0.568	0.563	https://questarorg-my.sharepoint.com/personal/john_tamburello_questar_org/Documents/Documents/Copy of State-Aid-Factor-Comparison-Workbook-2021-22-Production-Copy_20210421.xlsx - 'Wealth_Measures_& Ratios'!B17 - Click once to follow. Click and hold to select this cell.					
6	010201	Berne Knox	0.873	0.878	0.862	0.830	0.818						
7	010306	Bethlehem	1.049	1.004	1.017	0.985	1.018						
8	010402	Ravena Coeyman	0.877	0.852	0.820	0.768	0.773						
9	010500	Cohoes	0.626	0.602	0.628	0.575	0.544						
10	010601	South Colonie	1.015	1.002	0.990	0.946	0.917						
11	010605	North Colonie ¹	0.000	0.000	0.000	0.000	0.000						
12	010615	Menands	1.991	1.633	1.346	1.207	1.104						
13	010622	Maplewood ¹	0.000	0.000	0.000	0.000	0.000						
14	010623	North Colonie ¹	1.225	1.187	1.150	1.086	1.092						
15	010701	Green Island	0.684	0.713	0.721	0.637	0.683						
16	010802	Guilderland	1.041	1.068	1.044	1.090	1.030						
17	011003	Voorheesville	1.099	1.150	1.065	1.052	1.138						
18	011200	Watervliet	0.533	0.510	0.496	0.465	0.450						
19													
20		ALLEGANY COUNTY											
21	020101	Alfred Almond	0.532	0.512	0.491	0.501	0.501						
22	020601	Andover	0.486	0.415	0.473	0.462	0.452						
23	020702	Genesee Valley	0.429	0.442	0.474	0.493	0.454						
24	020801	Belfast	0.401	0.375	0.372	0.361	0.364						
25	021102	Canaseraga	0.531	0.516	0.525	0.495	0.529						
26	021601	Friendship	0.239	0.235	0.256	0.265	0.259						
27	022001	Fillmore	0.375	0.388	0.374	0.344	0.325						
28	022101	Whitesville	0.425	0.435	0.477	0.435	0.438						
29	022302	Cuba-Rushford	0.610	0.619	0.584	0.576	0.559						
30	022401	Scio	0.433	0.430	0.393	0.372	0.367						
31	022601	Wellsville	0.544	0.486	0.473	0.512	0.478						
32	022902	Bolivar-Richbg	0.314	0.314	0.309	0.301	0.310						
33													
34		BROOME COUNTY											
35	030101	Chenango Forks	0.541	0.518	0.523	0.525	0.542						
36	030200	Binghamton	0.459	0.470	0.446	0.437	0.421						
37	030501	Harpurville	0.426	0.411	0.436	0.416	0.448						
38	030601	Susquehanna Va	0.589	0.599	0.588	0.559	0.581						
39	030701	Chenango Valle	0.598	0.622	0.577	0.546	0.545						
40	031101	Maine Endwell	0.554	0.539	0.533	0.508	0.505						
41	031301	Deposit	0.965	0.935	0.929	0.912	0.922						
42	031401	Whitney Point	0.449	0.437	0.427	0.389	0.393						
43	031501	Union-Endicott	0.585	0.590	0.573	0.556	0.552						
44	031502	Johnson City	0.543	0.547	0.527	0.515	0.498						
45	031601	Vestal	0.918	0.892	0.878	0.822	0.836						
46	031701	Windsor	0.549	0.540	0.530	0.499	0.509						
47													
48		CATTARAUGUS COUNTY											
49	040204	West Valley	0.688	0.666	0.679	0.658	0.685						
50	040302	Allegany-Limes	0.614	0.588	0.553	0.502	0.533						
51													
	AV_per_Pupil	Selected_AV_per_Pupil	Adjusted_Gross_Income	AGI_per_Pupil(TWPU)	AGI_per_Pupil(TWFPU)	Combined_Wealth_Ratio	Public						

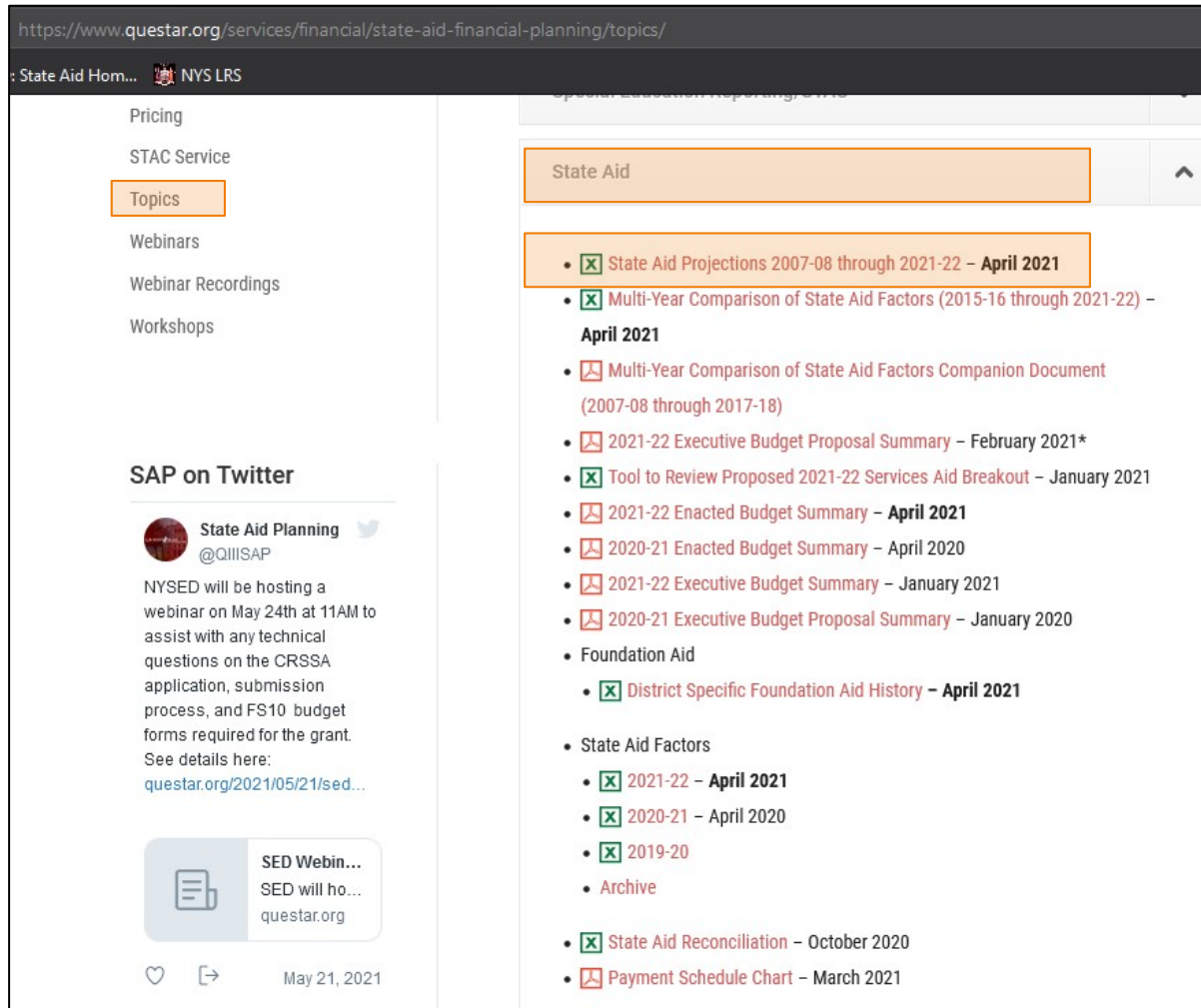
State Aid Projections

33

- Another State Aid related matter we address with an Excel worksheet is projected State Aid over time.
- The summary page addresses the district specific projections.
- The district specific projections are supported by the statewide data tables for each aid category.
- Format/functionality like the previous worksheet.

State Aid Projections

34



The screenshot shows the Questar website's 'State Aid Financial Planning Topics' page. An orange arrow points to the URL bar at the top, which displays 'https://www.questar.org/services/financial/state-aid-financial-planning/topics/'. The page has a dark header with 'State Aid Home...' and 'NYS LRS' on the left. A left sidebar contains a navigation menu with 'Pricing', 'STAC Service', 'Topics' (highlighted with an orange box), 'Webinars', 'Webinar Recordings', and 'Workshops'. Below the menu is a 'SAP on Twitter' section featuring a tweet from @QIIISAP about a webinar on May 24th. At the bottom of the sidebar is an 'SED Webinar' announcement. The main content area on the right has a 'State Aid' tab (highlighted with an orange box) and a list of topics. The first item, 'State Aid Projections 2007-08 through 2021-22 - April 2021', is highlighted with an orange box. Other topics include 'Multi-Year Comparison of State Aid Factors', 'Executive Budget Proposal Summary', 'Enacted Budget Summary', 'Foundation Aid', 'State Aid Factors', and 'State Aid Reconciliation'.

https://www.questar.org/services/financial/state-aid-financial-planning/topics/

State Aid Home... NYS LRS

Pricing

STAC Service

Topics

Webinars

Webinar Recordings

Workshops

SAP on Twitter

State Aid Planning @QIIISAP

NYSED will be hosting a webinar on May 24th at 11AM to assist with any technical questions on the CRSSA application, submission process, and FS10 budget forms required for the grant. See details here: questar.org/2021/05/21/sed...

SED Webinar... SED will ho... questar.org

May 21, 2021

State Aid

- State Aid Projections 2007-08 through 2021-22 - April 2021
- Multi-Year Comparison of State Aid Factors (2015-16 through 2021-22) - April 2021
- Multi-Year Comparison of State Aid Factors Companion Document (2007-08 through 2017-18)
- 2021-22 Executive Budget Proposal Summary - February 2021*
- Tool to Review Proposed 2021-22 Services Aid Breakout - January 2021
- 2021-22 Enacted Budget Summary - April 2021
- 2020-21 Enacted Budget Summary - April 2020
- 2021-22 Executive Budget Summary - January 2021
- 2020-21 Executive Budget Proposal Summary - January 2020
- Foundation Aid
 - District Specific Foundation Aid History - April 2021
- State Aid Factors
 - 2021-22 - April 2021
 - 2020-21 - April 2020
 - 2019-20
 - Archive
- State Aid Reconciliation - October 2020
- Payment Schedule Chart - March 2021

State Aid Projections

35

MULTIYEAR STATE AID PROJECTIONS

Statewide Totals

ENTER 6-DIGIT BEDS CODE HERE

999999

AIDS PAYABLE UNDER SECTION 3609 PLUS OTHER AIDS

	2017-2018	2018-2019	2019-2020	2020-2021	2021-2022
Foundation Aid	\$17,174,244,793	\$17,792,041,314	\$18,409,551,425	\$18,411,787,836	\$19,811,782,573
Pandemic Adjustment (2020-21)	0	0	0	(1,127,892,096)	0
Federal CARES Restoration (2021-22)	0	0	0	1,127,892,096	0
Charter School Transitional	39,310,478	45,687,226	42,770,278	44,283,651	49,851,173
High Tax Aid	23,298,324	223,298,324	223,298,324	223,298,324	223,298,324
Transportation Aid (Reg. & Summer)	1,836,716,706	1,911,373,142	1,998,234,825	2,107,283,710	2,087,753,335
Building Aid (Reg. & Reorg.)*	3,078,446,018	3,120,980,561	3,237,341,445	3,117,659,826	3,168,977,824
Operating Reorg Incentive Aid	7,341,218	6,464,267	6,245,154	5,368,202	4,491,252
Special Services Aid (Combined)	262,294,204	248,818,346	253,871,343	260,464,524	280,859,877
BOCES Aid	893,846,962	931,860,025	983,962,958	1,031,671,597	1,088,462,768
Public EC High Cost Aid	607,054,173	615,051,514	623,963,089	616,860,600	663,967,800
Private Excess Cost Aid	392,434,898	405,428,751	409,422,996	422,621,046	433,940,097
Hardware & Technology Aid	37,974,454	37,772,370	37,162,859	36,622,521	35,571,115
Software, Library Materials & Textbook Aid	243,304,974	242,326,120	239,909,277	237,305,965	230,837,163
Full Day K Conversion	1,744,107	649,150	4,002,318	2,481,816	1,427,588
Univ Prekindergarten Aid	415,560,878	415,560,878	833,712,428	848,613,111	938,608,852
Supplemental Pub Excess Cost	4,313,167	4,313,167	4,313,167	4,313,167	4,313,167
Academic Enhancement Aid	28,271,832	28,271,832	28,271,832	28,271,832	28,271,832
Total Aid	\$25,246,157,186	\$26,029,896,987	\$27,336,033,718	\$27,398,907,728	\$29,052,414,740

Comparison of Foundation Aid & Total State Aid - BEDS Code: 999999

Fiscal Year	Foundation Aid (Net of Adjustments)	Total State Aid
2017-2018	\$17,174,244,793	\$25,246,157,186
2018-2019	\$17,792,041,314	\$26,029,896,987
2019-2020	\$18,409,551,425	\$27,336,033,718
2020-2021	\$18,411,787,836	\$27,398,907,728
2021-2022	\$19,811,782,573	\$29,052,414,740

Summary

District_List

Foundation_Aid

PA

CARES

CST

HTax

Trans_Reg

Trans_Sum

BLDG_Reg

BLDG_Reorg

Operating_Reorg

Red Tabs show district specific information

Orange Tabs are the statewide data tables

State Aid Projections

36

	A	B	M	N	O	P	Q	R	S	T	U	V
1			Foundation Aid									
2												
3	BEDS Code	District	2017 - 2018	2018 - 2019	2019 - 2020	2020 - 2021	2021 - 2022		Return to Summary Page			
4		ALBANY COUNTY										
5												
6	010100	Albany	74,657,784	77,677,289	82,533,590	82,479,470	92,073,492					
7	010201	Berne Knox	6,129,574	6,307,323	6,472,338	6,472,338	6,666,508					
8	010306	Bethlehem	12,503,141	12,740,701	12,836,257	12,836,257	13,903,511					
9	010402	Ravena Coeyman	10,979,929	11,347,106	11,596,744	11,596,744	11,995,895					
10	010500	Cohoes	15,846,123	16,155,387	16,669,595	16,669,596	17,898,604					
11	010601	South Colonie	15,940,690	16,243,563	16,365,389	16,365,390	18,671,696					
12	010605	North Colonie ¹	-	-	-	-	-					
13	010615	Menands	389,842	406,607	446,504	464,711	836,014					
14	010622	Maplewood ¹	-	-	-	-	-					
15	010623	North Colonie ¹	11,584,768	11,949,360	12,125,179	12,125,223	15,389,319					
16	010701	Green Island	2,189,977	2,306,522	2,361,337	2,361,337	2,461,647					
17	010802	Guilfordland	14,640,124	14,980,577	15,092,989	15,092,990	16,624,117					
18	011003	Voorheesville	3,501,986	3,568,523	3,595,287	3,595,288	3,762,162					
19	011200	Watervliet	12,177,592	12,435,552	13,025,180	13,014,199	14,408,778					
20												
21		ALLEGANY COUNTY										
22	020101	Alfred Almond	4,857,998	5,010,164	5,184,835	5,184,335	5,474,757					
23	020601	Andover	3,855,378	4,016,039	4,132,849	4,132,849	4,256,834					
24	020702	Genesee Valley	7,501,734	7,709,327	7,895,316	7,895,317	8,132,176					
25	020801	Belfast	4,432,718	4,614,921	4,750,490	4,750,491	4,965,256					
26	021102	Canaseraga	2,970,599	3,099,271	3,196,746	3,196,746	3,292,648					
27	021601	Friendship	4,704,031	4,895,762	5,036,865	5,038,008	5,189,148					
28	022001	Fillmore	7,571,813	7,816,190	8,043,368	8,042,181	8,529,138					
29	022101	Whitesville	3,057,095	3,201,160	3,292,799	3,292,800	3,391,584					
30	022302	Cuba-Rushford	9,683,401	10,022,542	10,276,429	10,276,429	10,584,721					
31	022401	Scio	4,813,537	4,989,270	5,125,189	5,125,190	5,278,945					
32	022601	Wellsville	11,628,650	11,973,030	12,387,394	12,387,142	13,188,250					
33	022902	Bolivar-Richbg	10,143,366	10,454,517	10,685,954	10,685,954	11,006,532					
34												
35		BROOME COUNTY										
36	030101	Chenango Forks	12,313,531	12,547,489	12,799,460	12,799,460	13,183,443					
37	030200	Binghamton	48,926,104	49,935,524	52,423,892	52,435,962	56,692,712					
38	030501	Harpursville	9,964,196	10,316,901	10,551,097	10,551,098	10,867,630					
39	030601	Susquehanna Va	12,679,967	13,049,144	13,285,157	13,285,158	13,683,712					
40	030701	Chenango Valle	10,137,736	10,378,941	10,567,796	10,567,831	11,444,664					
41	031101	Maine Endwell	13,838,725	14,395,146	14,822,697	14,821,855	16,473,381					
42	031301	Deposit	4,854,057	5,030,857	5,203,703	5,203,704	5,361,475					
43	031401	Whitney Point	16,504,619	17,129,363	17,515,622	17,515,622	18,166,853					
44	031501	Union-Endicott	23,176,026	23,771,980	24,269,782	24,268,048	26,308,674					
45	031502	Johnson City	16,787,165	17,438,711	17,853,752	17,855,239	19,677,289					
46	031601	Vestal	14,321,000	14,593,100	14,702,548	14,702,548	15,238,246					
47	031701	Windsor	13,335,620	13,891,652	14,234,588	14,234,589	14,770,597					
48												
49		CATTARAUGUS COUNTY										
50	040204	West Valley	3,231,057	3,292,448	3,357,504	3,357,504	3,458,229					
51	040302	Allegany-Limes	9,442,441	9,751,833	9,986,156	9,986,157	10,466,158					
52	040901	Ellicottville	2,751,370	2,813,175	2,834,273	2,834,274	2,961,287					
	Summary	District_List	Foundation_Aid	PA	CARES	CST	HTax	Trans_Reg	Trans_Sum	BLDG_Reg	BLDG_Reorg	Operating_Reorg ...

https://questarorg-my.sharepoint.com/personal/john_tamburello_questar_org/Documents/Documents/State-Aid-Projections-2017-18-through-2021-22-20210421-protected.xlsx - Summary!B6 - Click once to follow. Click and hold to select this cell.

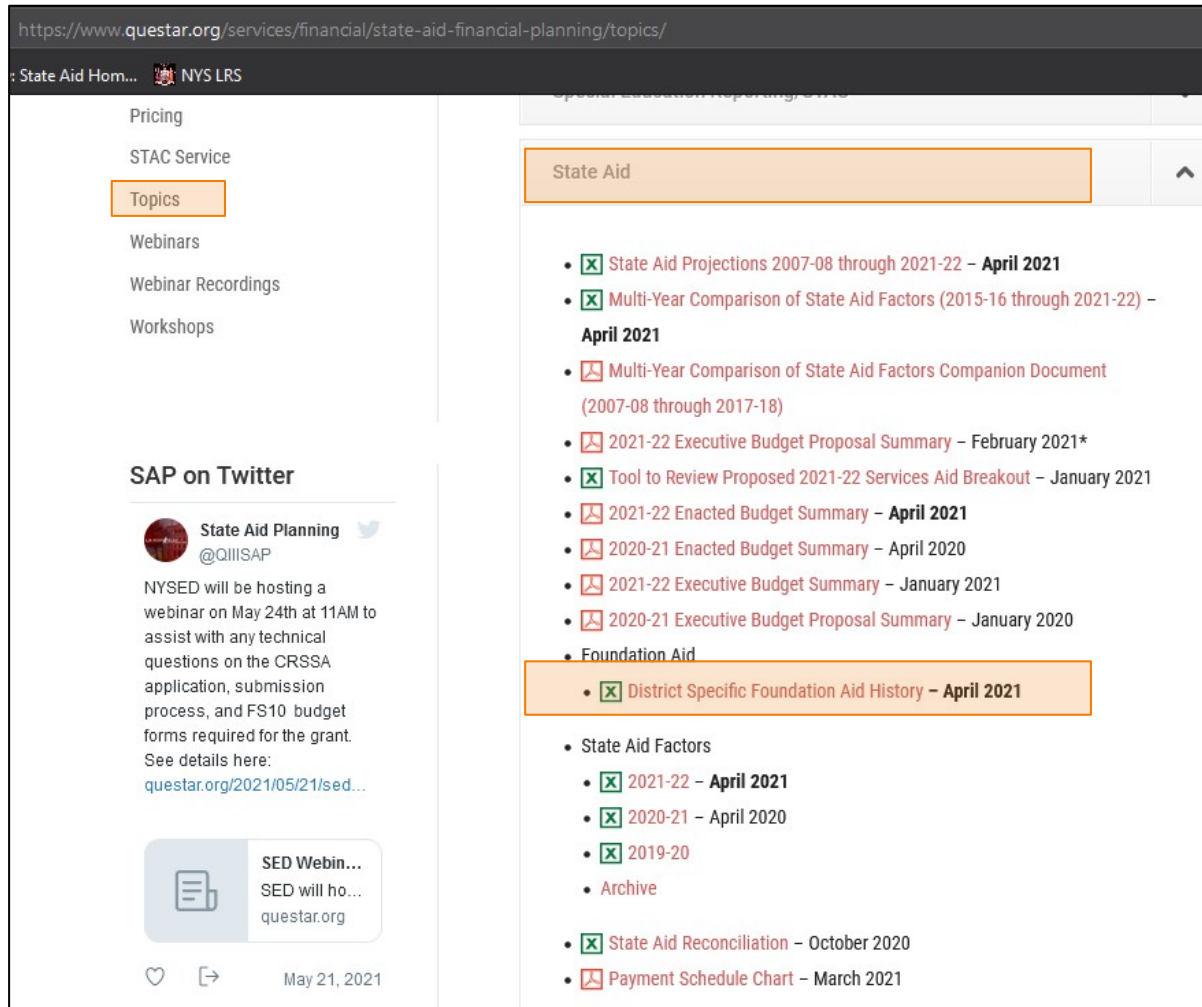
Foundation Aid History

37

- ❑ The final topic of discussion for today is the Foundation Aid History Worksheet.
- ❑ Foundation Aid was instituted in 2007-08 with the intention that it would be fully phased-in after three years.
- ❑ We still have many districts that are not fully phased-in after 15 years of Foundation Aid.
- ❑ This worksheet will help you determine the Foundation Aid funding level for your district.

Foundation Aid History

38



The screenshot shows the Questar website's 'State Aid Topics' page. An orange arrow points to the URL bar, which contains the address: <https://www.questar.org/services/financial/state-aid-financial-planning/topics/>. The page has a dark header with 'State Aid Home...' and 'NYS LRS' on the left. A left sidebar lists navigation options: Pricing, STAC Service, Topics (highlighted with an orange box), Webinars, Webinar Recordings, and Workshops. Below this sidebar is a 'SAP on Twitter' section featuring a tweet from @QIISAP about a NYSED webinar on May 24th. At the bottom of the sidebar is an 'SED Webinar' announcement. The main content area has a 'State Aid' tab highlighted with an orange box. It contains a list of links, many with green 'X' icons, including 'State Aid Projections 2007-08 through 2021-22 - April 2021', 'Multi-Year Comparison of State Aid Factors (2015-16 through 2021-22) - April 2021', and '2021-22 Executive Budget Proposal Summary - February 2021*'. A 'Foundation Aid' section is highlighted with an orange box and contains a link to 'District Specific Foundation Aid History - April 2021'. Other links include 'State Aid Factors' (2021-22, 2020-21, 2019-20, and Archive), 'State Aid Reconciliation - October 2020', and 'Payment Schedule Chart - March 2021'. The footer shows a heart icon, a share icon, and the date 'May 21, 2021'.

<https://www.questar.org/services/financial/state-aid-financial-planning/topics/>

State Aid Home... NYS LRS

Pricing

STAC Service


Topics

Webinars


Webinar Recordings

Workshops
















SAP on Twitter

 **State Aid Planning** @QIISAP

NYSED will be hosting a webinar on May 24th at 11AM to assist with any technical questions on the CRSSA application, submission process, and FS10 budget forms required for the grant. See details here: [questar.org/2021/05/21/sed...](https://www.questar.org/2021/05/21/sed...)

 **SED Webin...**
SED will ho...
[questar.org](https://www.questar.org)

State Aid

-  State Aid Projections 2007-08 through 2021-22 – April 2021
-  Multi-Year Comparison of State Aid Factors (2015-16 through 2021-22) – April 2021
-  Multi-Year Comparison of State Aid Factors Companion Document (2007-08 through 2017-18)
-  2021-22 Executive Budget Proposal Summary – February 2021*
-  Tool to Review Proposed 2021-22 Services Aid Breakout – January 2021
-  2021-22 Enacted Budget Summary – April 2021
-  2020-21 Enacted Budget Summary – April 2020
-  2021-22 Executive Budget Summary – January 2021
-  2020-21 Executive Budget Proposal Summary – January 2020
- **Foundation Aid**
 -  District Specific Foundation Aid History – April 2021
- State Aid Factors
 -  2021-22 – April 2021
 -  2020-21 – April 2020
 -  2019-20
 - Archive
-  State Aid Reconciliation – October 2020
-  Payment Schedule Chart – March 2021

May 21, 2021

Foundation Aid History

39

Foundation Aid History, 2007-08 through 2021-22			
010100	ENTER 6- DIGIT BEDS CODE HERE (Don't know it? Click on the "BEDS Code List" tab)		
School District:	Albany		
County:	Albany		
Enacted State Budget/School Year	Formula Base ¹	Current Year Aid ²	Full Phase-in Level (Total Foundation Aid) ³
2007-08	\$42,568,713 ⁽¹⁾	\$48,515,321	\$72,301,755 ⁽¹⁾
2008-09	\$42,567,034 ⁽¹⁾	\$56,709,364	\$80,279,915 ⁽¹⁾
2009-10	\$42,567,034 ⁽¹⁾	\$56,687,197	\$81,217,148 ⁽²⁾
2010-11	\$42,567,034 ⁽¹⁾	\$56,687,197	\$81,037,387 ⁽²⁾
2011-12	\$56,687,197 ⁽²⁾	\$56,687,197	\$87,910,172 ⁽³⁾
2012-13	\$56,687,197 ⁽³⁾	\$57,255,001	\$90,087,476 ⁽³⁾
2013-14	\$57,258,202 ⁽⁴⁾	\$57,429,976	\$95,133,809
2014-15	\$57,431,096 ⁽⁵⁾	\$58,981,957	\$93,413,969
2015-16	\$59,009,791 ⁽⁶⁾	\$60,877,696	\$98,325,830
2016-17	\$60,904,387 ⁽⁷⁾	\$68,235,677	\$100,910,966
2017-18	\$68,254,008 ⁽⁸⁾	\$74,657,784	\$102,660,500
2018-19	\$74,678,483 ⁽⁹⁾	\$77,677,289	\$108,386,572
2019-20	\$77,667,438 ⁽¹⁰⁾	\$82,533,590	\$104,556,606
2020-21	\$82,479,470 ⁽¹¹⁾	\$82,479,470	\$113,896,835
2021-22	\$82,479,470 ⁽¹²⁾	\$92,073,492	\$118,012,887

1. Formula Base – Prior Year Foundation Aid Paid.
2. Current Year Aid – the District's Projected Foundation Aid.
3. Full Phase-in Level – represent "Total Foundation Aid", i.e., the calculated amount per the aid formula.

If the amount in Column 3 is greater than Columns 2, the District is underfunded.

State Aid Worksheets: Conclusion

40

- ❑ The Excel worksheets are set up so that upon entering your BEDS Code, it will auto-populate.
- ❑ The worksheets are protected to prevent erasure of the formulas and the source data.
- ❑ We show trends over five years but have compiled data going back to 2007-08.
 - If you need more data, we can unlock it for you.
- ❑ If you have ideas for something we haven't addressed, please let us know.

Questions?

41

State Aid and Financial Planning Service

Questar III BOCES
10 Empire State Boulevard
Castleton, NY 12033

518-477-2635

Option 1 (SAP)

<http://sap.questar.org>

twitter.com/qiisap - @qiisap



Upcoming dates:

6/23/21 – July SBO Calendar