



Notice





1

- January 2021 Coffee Talk PowerPoint is available on our website under the Webinar Tab:
- <https://www.questar.org/services/financial/state-aid-financial-planning/webinars/>

Coffee Talk

Monthly webinars focusing on topics related to school business management functions.

-  [Schedule](#)
- [Coffee Talk Zoom Link](#) (Meeting ID: 958 3638 6798, Password: 671233)
-  [2020-21 CTLE Registration Links](#)
- [Recorded Sessions and Presentations](#)

PUTTING STUDENTS FIRST



ESSA, Mid-Year Review and Timely STAC Reminders



January 2021



State Aid Planning and Financial Services

Agenda

3



- ✓ ESSA Reports – What's Next?
- ✓ Mid-Year Review
- ✓ STAC Reminders



ESSA Reports

4

- ❑ Report for 2019-20 actual expenditures was due 12/31/2020 (extended to 1/8) – for all districts but Big 5
- ❑ System will be locked after 1/8/2021 while they review what was submitted
- ❑ Review questions will be sent out and your district's reports will be open for **two weeks** to make changes
- ❑ Your district will be getting a pdf of your report with variances from averages highlighted
- ❑ Keep your eyes out for comments!



ESSA Reports



5

- ❑ Goal is to have all reports cleaned and approved by mid-February
- ❑ Big 5 reports are due March 1 (their audits aren't due until 1/1/21)
- ❑ All will need to be part of budget information that you provide to interested parties
- ❑ Replaces the Fiscal Supplement reports
- ❑ Will be available publicly too
 - <http://www.nysed.gov/essa/financial-transparency>

NYS Transparency Report

6

- ❑ Reminder: This report of your 20-21 budget, by building, was due September 4th
 - ❑ System is still open
 - ❑ Good to check that your district is Approved
 - <https://www.budget.ny.gov/schoolFunding/2020/sft-status-2020.html>
 - Questions generally sent to Superintendent
 - ❑ If report not approved, any additional aid beyond the amount received in 19-20 will be withheld
 - ❑ Excel template available on our website to help complete
 - ❑ There is a possibility that this is the last year of this reporting requirement



Mid-Year Review

7



- Output Reports
 - ▣ Update before 1/15/21
- Year-to-date reports
 - ▣ How are you doing against the budget?
- State and Federal grants
- Review of fund balance reserves



Output Reports

8

- Review the output reports
 - Transportation Aid, Building Aid, BOCES Aid, IMA Aid, Foundation Aid
 - Issued early December
 - Updated daily based on changes submitted in SAMS to ST-3 and/or claim forms
 - Any changes needed to ST-3 or Claim Forms:
 - Use **Revision Data** area
 - Remember to submit changes

- Make sure you can see the watermark, “REVISION”
- Run a new Edit Report
- Make sure you submit the Change Submission form or SED won’t know to look
- Monitor your Activity Log for any further questions from SED

Entity Info | Forms | Claim Verifications | Activity Log | Reports |

Expand All | Collapse All

[-] Core Forms

- [+] Form A and Schedules: Clean
- [+] Form FB : Building And Misc.: Clean
 - Form FB : Building and Misc.: Ready
 - Interest Rate Reduction Waiver Application Form Ready
 - Schedule M2 - Expenses for Lease of Buildings Ready
 - Schedule N - Security Cameras, Metal Detectors and Other Safety Equipment Ready
 - Schedule T - Shared Services Aid - Big 5 and Non-components of BOCES Only Ready
 - Schedule W - Water Testing Aid Ready
 - Form F Building Edit Report Clean
 - Form FB Change Submission
- [+] Form FT : Transportation: Clean
 - Form FT : Transportation Ready
 - Schedule G - Transportation Equipment Ready
 - Schedule H - Transportation Supplies and Materials Ready
 - Schedule I - Contractual Transportation Expenses for District Operated Programs Ready
 - Schedule J - Contract Bus Expense Ready
 - Schedule K - Public Service Carrier Ready
 - Nonallowable Pupil Decimal 1 Ready
 - Nonallowable Pupil Decimal 2 Ready
 - Nonallowable Pupil Decimal 3 Ready
 - Nonallowable Pupil Decimal 4 Ready
 - Nonallowable Pupil Decimal 5 Ready
 - Nonallowable Pupil Decimal 6 Ready
 - Nonallowable Pupil Decimal 7 Ready
 - Nonallowable Pupil Decimal 8 Ready
 - Nonallowable Pupil Decimal 9 Ready
 - Nonallowable Pupil Decimal 10 Ready
 - Nonallowable Pupil Decimal 11 Ready
 - Nonallowable Pupil Decimal 12 Ready
 - Form F Transportation Edit Report Clean
 - Form FT Change Submission
- [+] ST 3 Forms and Schedules (Financial): Clean

What Am I Looking For?

10

- ✓ Reasonableness – are the amounts comparable to last year?
 - ✓ Current aid
 - ✓ Next year's projections
- ✓ New items included?
 - ✓ Bus purchase
 - ✓ Transportation fringes
 - ✓ \$100,000 Transfer to Capital project
 - ✓ Building Condition Survey
 - ✓ Completed capital project



Form FT (20-21 Claim Year)

11

Part XII. Total Cost of Buses to be Purchased and New Buses Leases During the 2020-21 School Year for Projection of 2021-22 Transportation Capital Aid

164.	Total Purchase Price (Not Borrowing Amount or Debt Service Payment) of All Buses/Vehicles With Purchase Order Date Between 7/1/20 and 12/31/20, to be used 100% of the Time For Pupil Transportation and Assigned to a Regular Route.	695,086
165.	Total Purchase Price (Not Borrowing Amount or Debt Service Payment) of All Buses/Vehicles With Purchase Order Date Between 1/1/21 AND 6/30/21, to be used 100% of the Time For Pupil Transportation and Assigned to a Regular Route.	
166.	Total Cost (Not Annual Payment) of All New Bus Leases and Transportation Aidable Garage Rental Agreements that Began or Will Begin Between 7/1/20 and 12/31/20.	

What you record as planned expenditures in 2020-21 will be used to project Transportation Capital Aid for 2021-22

ESTIMATED TRANSPORTATION AID OUTPUT REPORT (TRA-EST)

[Glossary](#)

DISTRICT OWNED AND LEASED BUSES

ANNUAL MILEAGE:

1	ANNUAL MILEAGE FOR REGULARLY SCHEDULED ROUTES	(FORM FT PRJ_ENT 111)	920,000
2	ANNUAL MILEAGE FOR SERVICES CONTRACTED TO OTHERS PURSUANT TO SEC 1709(25)(h) ED LAW	(FORM FT PRJ_ENT 113)	
3	ANNUAL MILEAGE FOR BUSES LEASED TO OTHERS FOR TRANSPORTATION OTHER THAN SEC 1709(25)(h)	(FORM FT PRJ_ENT 112)	1,800
4	ANNUAL MILEAGE FOR TRANSPORTING 4408 SUMMER PUPILS	(FORM FT PRJ_ENT 114)	20,000
5	ANNUAL MILEAGE FOR OTHER PURPOSES EXCLUDING SUMMER SCHOOL	(FORM FT PRJ_ENT 115A)	40,000
6	ANNUAL MILEAGE FOR DISTRICT OPERATED SUMMER SCHOOL PROGRAM EXCLUDING 4408 SUMMER SCHOOL	(FORM FT PRJ_ENT 115B)	
7	ANNUAL MILEAGE FOR OTHER PURPOSES INCLUDING SUMMER SCHOOL	(ENT 5 + ENT 6)	40,000
8	TOTAL MILEAGE (EXCLUDING 4408)	(ENT 1 + ENT 2 + ENT 3 + ENT 7)	961,800
9	RATIO OTHER PURPOSES MILEAGE TO TOTAL INCLUDING SUMMER SCHOOL	(ENT 7 / ENT 8)	0.0415
10	RATIO OTHER PURPOSES MILEAGE TO TOTAL EXCLUDING SUMMER SCHOOL	(ENT 5 / ENT 8)	
11	RATIO MILEAGE FOR BUSES LEASED TO OTHERS TO TOTAL	(ENT 3 / ENT 8)	
12	NON-ALLOWABLE PUPIL DECIMAL	(TRA ENT 12)	

CAPITAL EXPENDITURES (BUS PURCHASE, LEASE AND EQUIPMENT)

13	NOT USED		
14	NOT USED		
15	NOT USED		
16	NOT USED		
17	NOT USED		
18	NOT USED		
19	2021-22 ASSUMED DEBT SERVICE FOR COST OF BUSES PURCHASED BETWEEN 1/1/2016 AND 6/30/2020	(SA-16 & SAMS BP FORM)	553,354
20	2021-22 ASSUMED DEBT SERVICE FOR COST OF BUSES PURCHASED BETWEEN 7/1/2020 AND 6/30/2021	(AMORTIZED FORM FT ENTS (164 + 165))	146,290

Projected Cost
plus Assumed
Interest
(\$695,086 +
36,364) / 5

Transportation Aid

13

OPERATING EXPENDITURES

64	PERSONAL SERVICES: DISTRICT OPERATED (LESS ASST DRIVERS NON-HANDICAPPED)	(ST-3 PRJ_SCH A4C [A5510.16, A5530.16] ENT 300 + ENT 309 - FORM FT PRJ_ENT 174)	2,383,640
65	EMPLOYEE BENEFITS: DISTRICT OPERATED (LESS ASST DRIVERS NON-HANDICAPPED)	(FORM FT PRJ_ENT 117 - PRJ_ENT 175)	1,054,600
66	SUPPLIES AND MATERIALS: DISTRICT OPERATED	(ST-3 PRJ_SCH A4C [A5510.45, A5530.45] ENT 305 + ENT 312)	500,775
67	CONTRACTUAL: DISTRICT OPERATED	(ST-3 PRJ_SCH A4C [A5510.4, A5530.4, A5510.49] ENT 304 + ENT 311 + ENT 306 + ENT 307)	217,026
68	EXPENSES FOR 1/1/2016 THROUGH 6/30/2021 LEASE OF BUSES INCLUDED IN ENT 67		0
69	TOTAL DISTRICT OPERATED TRANSPORTATION OPERATING EXPENSE FROM THE GENERAL FUND	(ENT 64 + ENT 65 + ENT 66 + ENT 67 - ENT 68)	4,156,041

Are fringe benefits reasonable? ERS, FICA, Individual Insurances, WC, UE, EAP, etc. included?

Form FB - Building Data 2020-21 Claim Year	2018-19 School Year SED File (Prior)	2019-20 School Year EDP Form #10 (Actual)	2020-21 School Year EDP Form #38 (Projected)
--	--	---	--

Part XI. Miscellaneous Data for Aid and Projections

<p>136. 2020-21 Projected Total Capital Expense (Not Borrowed Monies). In addition to budgetary appropriations, please include 2020-21 Projected Expenses shown in Item 137 (last column) and the non-borrowed projected EXCEL expenditures that will be transferred from the General Fund to the Capital Fund. Do not include non-borrowed projected EXCEL expenditures that will be recorded directly in the Capital Fund. Note: Entry 136 projection is used for the estimated Non Resident Tuition calculation.</p>	<div style="background-color: black; color: white; width: 40px; height: 40px; margin: 0 auto; line-height: 40px;">1</div>	<div style="border: 1px solid black; padding: 2px; width: 150px; text-align: right;">100,000</div>								
<p>137. Of the Expenses reported in Item 136 above, report only 2020-21 Projected Capital Outlay Exception Expense for Emergency projects, project less than \$100,001 , or Small City Debit Limit Waiver.</p>	<div style="background-color: black; color: white; width: 40px; height: 40px; margin: 0 auto; line-height: 40px;">2</div>	<table border="1" style="width: 100%; border-collapse: collapse;"> <tr> <td style="width: 33%; text-align: center;">0</td> <td style="width: 33%; text-align: center;">0</td> <td style="width: 33%; text-align: right;">100,000</td> </tr> </table>	0	0	100,000					
0	0	100,000								
<p>138. Building Condition Survey: Total Square Footage of Buildings Surveyed</p>	<div style="background-color: black; color: white; width: 40px; height: 40px; margin: 0 auto; line-height: 40px;">3</div>	<table border="1" style="width: 100%; border-collapse: collapse;"> <tr> <td style="width: 50%; height: 25px;"></td> <td style="width: 50%; height: 25px;"></td> </tr> <tr> <td style="text-align: center;">2019-20 Actual</td> <td style="text-align: center;">2020-21 Estimated</td> </tr> <tr> <td style="height: 25px;"></td> <td style="height: 25px;"></td> </tr> <tr> <td style="text-align: center;">2019-20 Actual</td> <td style="text-align: center;">2020-21 Estimated</td> </tr> </table>			2019-20 Actual	2020-21 Estimated			2019-20 Actual	2020-21 Estimated
2019-20 Actual	2020-21 Estimated									
2019-20 Actual	2020-21 Estimated									
<p>139. Expenditures for Building Condition Surveys associated with the square footage reported in Entry 138</p> <p>Note: To apply for 2020-21 Building Condition Survey aid for 2019-20 expenditures, please enter actual expenditures in 2019-20 middle column above.</p> <p>Only districts on SED Office of Facilities Planning 2020 BCS assignment list and NYC can apply for 2020-21 BCS aid.</p> <p>To enter 2020-21 projected building condition survey expenditures, please enter expenditures in 2020-21 column.</p> <p>Only districts on SED Office of Facilities Planning 2020 or 2021 BCS assignment lists and NYC can report 2020-21 projections.</p>										
<p>140. Expenditures for Purchase and Installation of Stationary Metal Detectors, Security Cameras and Safety Devices.</p> <p>Note: To apply for 2020-21 aid for these items please refer to Form FB, Schedule N. Regarding the projected expense above, please read the memo in attached link for further instructions. See detailed instructions in the help file. http://emsc32.nysed.gov/facplan/SecurityCameraMCA051711.html</p>	<div style="background-color: black; color: white; width: 40px; height: 40px; margin: 0 auto; line-height: 40px;">4</div>	<table border="1" style="width: 100%; border-collapse: collapse;"> <tr> <td style="width: 33%; text-align: right;">26,660</td> <td style="width: 33%;"></td> <td style="width: 33%;"></td> </tr> </table>	26,660							
26,660										

BLD4 – Did Your Capital Outlay Exception Project Generate Aid?

15

BUILDING FORMULA AID OUTPUT REPORT (BLD4) - TIER

4

[Glossary](#)

PART I: AIDABLE BUILDING AID EXPENSES FOR 2020-21 AID

A. CAPITAL OUTLAY EXPENSES

- 1 CAPITAL OUTLAY EXCEPTION EXPENSES (PROJECTS < 100001, EMERGENCY, SMALL CITY)

66,223

NOTE: TO GENERATE CAPITAL OUTLAY EXCEPTION AID, THE EXPENSES MUST BE REPORTED ON THE ST-3 CAPITAL FUND EXPENDITURES SCHEDULE G3 LINES 18-29.

B. AIDABLE DEBT SERVICE EXPENSE FOR 2020-21 AID

- 2 2020-21 NYC CONFIRMED DEBT SERVICE
- 3 2020-21 ASSUMED DEBT SERVICE: PROSPECTIVE*
- 4 2020-21 ASSUMED DEBT SERVICE: PROSPECTIVE, REORGANIZATION INCENTIVE ELIGIBLE

1,417,694


*PURSUANT TO CHAPTER 383 OF THE LAWS OF 2001, ASSUMED DEBT SERVICE FOR PROJECTS APPROVED ON OR AFTER 12/1/2001 OR WITH OBLIGATIONS FIRST ISSUED ON OR AFTER 12/1/2001.

PURSUANT TO EDUCATION LAW 3602-6E (3) (a), BUILDING PROJECTS WITH COMMISSIONER APPROVAL

Monthly Reports Review

16

- ❑ How is the district doing against the budget?
- ❑ Different world these days – what should be considered differently for 21-22 budget?
 - ▣ Rollover of Prior Year Budget + CPI may not work
- ❑ Time for a Cash Flow Check



State and Federal Grants

17

CF760 FEDERAL AND STATE GRANT STATUS REPORT

The Federal and State Grants Status Report provides information on current year projects and any open prior years' projects which have been received and logged by the New York State Education Department. Please use this report to reconcile your grant records. Report fields are defined as follows:

PROJECT # - The # assigned by SED at the time of approval.

CONTRACT # - For projects running through the grant contract process, the New York State contract number will be listed.

FUNDING SOURCE - The name of the grant program.

SCHEDULED/PAID TO DATE - The total amount of payments processed including scheduled but not paid. An asterisk (*) indicates that the Final Expenditure Report (FS-10-F) has been received. If the FS-10-F has been reviewed and closed, the Paid-to-Date will equal the budget. Projects UNDER REVIEW are those budgets that (1) are still being reviewed by the Program Office & have not been received & logged by Grants Finance; or (2) are still awaiting additional internal/external approvals before being released for processing. The project will continue to show as UNDER REVIEW until the Program Office either approves the application and forwards the budget to Grants Finance or disapproves the budget (disapproved projects are not displayed on this report) or all required approvals are received.

START/END - The funding dates of the project, including any extensions. Funding dates are the dates in which project encumbrances can be made.

SED CODE:
AGENCY NAME: RUN DATE: 12/19/20

2021 PROJECTS

PROJECT #	CONTRACT #	FUNDING SOURCE	BUDGET	SCHEDULED/ PAID TO DATE	START	END
0016210030		TITLE I-PT D-NEGLE	135,994	UNDER REVIEW		
0021210030		TITLE I-PT A-IMPRO	599,508	UNDER REVIEW		
0032210021		IDEA-PART B, SECTI	1,206,882	241,376	07/01/20	06/30/21
0033210021		IDEA-PART B, SECTI	43,970	8,794	07/01/20	06/30/21
0147210030		TITLE IIA, TEACH/P	139,066	UNDER REVIEW		
0204210030		TITLE IV-SSAE ALL	39,690	UNDER REVIEW		
0212213026		HOMELESS CHILDREN	45,000	0		
0202210030		TITLE IIIA-ELL	28,122	5,624	09/01/20	08/31/21
0409217566		UNIVERSAL PRE-K	386,878	154,751	07/01/20	06/30/21
0409210030		TEACHER COMPENS	600,000	600,000	07/01/20	06/30/21
5890210030		CARES ACT - ESSERF	478,785	UNDER REVIEW		
5895210030		CARES ACT - GEER	81,146	UNDER REVIEW		
* 0409207566						
* 0425200035						
* 0425200199						
TOTAL			4,819,684	1,480,723		

$\$386,878 \times 50\% \text{ advance} \times 80\% = 154,751.20$

- SED has been slow in approving grants
- Now is the time to do FS-25s for all eligible expenditures to date and/or planned in the following month
- FS-25 can be done:
 - Monthly (Grants \$100,000+)
 - Quarterly (Grants < \$100,000)
- UPK is being paid at 80% of claimed
- Don't forget to do FS-25s for CARES Act grants too
- Now is the time to determine if you will need a Single Audit
- Single Audit required when expend \$750,000 or more of federal aid

NEW YORK STATE EDUCATION DEPARTMENT
GRANTS FINANCE
END OF YEAR REPORT FOR THE PERIOD 7/01/19-6/30/20
FEDERAL AND STATE GRANT PAYMENTS

RUN DATE: 9/10/20



CFDA #	REVENUE	PROJECT #	PAID IN 19-20	PAID TO DATE AS OF 9/10/20	BUDGET TOTAL AS OF 9/10/20
	F3289	0409-19-7048	6,777	67,761	67,761
84010A	F4126	0021-19-0010	59,279	106,464	106,464
84027A	F4256	0032-19-0016	22,445	224,447	224,447
84173A	F4256	0033-19-0016	1,056	10,551	10,551
84367A	F4289	0147-19-0010	21,308	26,635	26,635
84424A	F4289	0204-19-0010	8,000	10,000	10,000
TOTAL FOR 19 PROJECTS			118,865	445,858	445,858
	F3289	0409-20-7048	33,880	55,563	67,761
84010A	F4126	0021-20-0010	45,412	45,412	90,403
84027A	F4256	0032-20-0016	12,370	200,811	223,124
84173A	F4256	0033-20-0016	5,994	9,640	10,712
84367A	F4289	0147-20-0010	4,231	4,231	21,158
84424A	F4289	0204-20-0010	2,000	2,000	10,000
TOTAL FOR 20 PROJECTS			203,887	317,657	423,158
TOTAL FOR ALL PROJECTS			322,752	763,515	869,016
PROJECT COUNT			12		

1

2021 PROJECTS

PROJECT #	CONTRACT #	FUNDING SOURCE	BUDGET	SCHEDULED/ PAID TO DATE	START	END
0021210010		TITLE I-PT A-IMPRO	114,353	UNDER REVIEW		
0032210016		IDEA-PART B, SECTI	223,060	44,612	07/01/20	06/30/21
0033210016		IDEA-PART B, SECTI	10,739	2,147	07/01/20	06/30/21
0147210010		TITLE IIA, TEACH/P	26,598	UNDER REVIEW		
0204210010		TITLE IV- SSAE ALL	10,000	UNDER REVIEW		
0409217048		UNIVERSAL PRE-K	67,761	27,104	07/01/20	06/30/21
5890210010		CARES ACT - ESSERF	83,680	UNDER REVIEW		
5895210010		CARES ACT - GEER	14,182	UNDER REVIEW		

3

Schedule C2 - School Food Service Programs

Revenues
Schedule C2 - School Food Service Programs Revenues
Official - as of 08/18/2020 12:32 PM
2020-2021 Claim Year - Page 61

Account	2018-19 School Year SED File (Prior)	2019-20 School Year DP Code 58 (Actual)
REVENUES		
Sale of Reimbursable Meals (Total)	C1440 1	
Other Cafeteria Sales	C1445 2	
Interest and Earnings	C2401 3	
Sale of Equipment	C2665 4	
Compensation for Loss	C2690 5	
Reimbursement of Medicare Part D Expend	C2700 6	
Refunds of Prior Years Expenditures	C2701 7	
Gifts and Donations	C2705 8	
Misc. Revenues from Local Sources (Specify)	C2770 9	
State Reimbursement	C3190 10	
Federal Reimbursement (Excl Surplus Food)	C4190 11	
Federal Reimbursement - Surplus Food Only	C4190 12	
Summer Food Service Program for Children	C4192 13	
Transfer from General Fund	C5031 14	
TOTAL SCHOOL FOOD SERVICE		
PROGRAMS REVENUES AND INTERFUNDCT5599	15	
TRANSFERS		

2

- Total Federal Expenses =
1. Expenditures for federally funded grants in (F) for 20/21, plus
 2. Federal aid in the Food Service Fund for 20/21, plus
 3. Expenditures for the CARES Act grants (and other General Fund grants, e.g., Impact Aid)



Fund Balance Reserves



19

- ❑ Remember Property Tax Report Card is coming this spring with the need to detail your reserves
- ❑ Now is good time to review them and discuss with BOE future plans
- ❑ OSC loves to see documented reserve planning
- ❑ Are you taking advantage of the new flexibility with borrowing from reserves?
- ❑ OSC and SAP have guidance available

STAC Reminders

20



**January 15th
Deadline**



THE STATE EDUCATION DEPARTMENT / THE UNIVERSITY OF THE STATE OF NEW YORK

System to Track and Account for Children (STAC) and Medicaid Unit

Steven Wright, Director

89 Washington Avenue • Room 514 EB • Albany, NY 12234

Telephone: (518) 474-7116

STAC E-mail: omsstac@nysed.gov

STAC Website: <http://www.oms.nysed.gov/stac>

Medicaid E-mail: medined@nysed.gov

Medicaid Website: <http://www.oms.nysed.gov/medicaid>

WARNING
DUE DATES ARE CLOSER
THAN THEY APPEAR

SUPERINTENDENT [REDACTED]
[REDACTED] - [REDACTED]

Steven Wright, Director, STAC/Medicaid Unit

November 2020

2020-21 Reverification/Suspension of STAC Online Users
(via the XTEND Online Screen)

This memo is to remind School District Superintendents of their responsibility to monitor and ensure that only appropriate users at the school district have access to confidential student information in the STAC online system. The "XTEND" online screen provides School District Superintendents with the ability to reverify or suspend district user rights for School District, Incarcerated Youth, and Consultant STAC Online Users. A list of all active STAC system online users for your school district will appear on the XTEND screen. This screen also contains all suspended users for your school district for the past two years. **All users are set to expire on January 15, 2021. If no action is taken by the School District Superintendent prior to that date, the users will be locked out of the STAC online system and reimbursement to your school district could be impacted.**

The XTEND screen cannot be utilized by District Superintendents to add new STAC online users. The paper process for new users to apply for a Usercode and password to the STAC online system remains the same. New users must complete and forward to the STAC/Medicaid Unit a signed ["Request Form for Online Access to the STAC Database"](#), available from the Forms page on the STAC Unit website. Please contact OMSSTAC@nysed.gov if you have any questions regarding this process.

A User's Guide to the XTEND online screen can be found on the STAC website at http://www.oms.nysed.gov/stac/stac_online_system/online_instructions/Guide_XTEND.pdf

Each School District Superintendent has been assigned a unique, case-sensitive Usercode and password to be used exclusively to access the XTEND screen. Your confidential information to access the XTEND screen is listed below:

Usercode: [REDACTED]
Password: [REDACTED]

NOTE: The XTEND online screen is open year-round for School District Superintendents to suspend/reverify their users as necessary. Please keep your Usercode and password in a confidential folder for use throughout the year.

BE ADVISED: The email address we have on file for you is [REDACTED]. If this is not correct, please let us know.

Superintendent needs to re-authorize all users each year!



Due Dates for 2020-21

22

STAC PROGRAMS WITH JUNE 30th DEADLINES

SPECIAL EDUCATION AID ASSISTANCE SERVICE

School Year	Placement Type	Service Approval Deadline	Education/Main. Verification	Transportation Verification
2017-18	4408 Summer	June 30, 2021	Online – DVSUM	Online – DVSTR
2017-18	Related Services 4408; Summer 9015 A-D	June 30, 2021	Online – DVSRSL	Online – DVST2
2017-18	Summer Chapter 47, 66 & 721	June 30, 2021	Online – DVCSM	Online – DVSTC
2017-18	4201 Summer	June 30, 2021	N/A	Online – DVST3
2018-19	Private 10-Month	June 30, 2021 (for prior year aid)	Online – DVPRV	N/A
2018-19	Public 10-Month High Cost (BOCES, In-District & Other District)	June 30, 2021 (for prior year aid)	Online – DVPUB (may require DCPUB prior to DVPUB)	N/A
2019-20	Private 10-Month	June 30, 2021 (for current year aid)	Online – DVPRV	N/A
2019-20	Public 10-Month High Cost (BOCES, In-District & Other District)	June 30, 2021 (for current aid year)	Online – DVPUB (may require DCPUB prior to DVPUB)	N/A
2019-20	Chapter 47, 66 & 721 – 10-Month	June 30, 2021	Online – DVCHP	Online – DVCHP
2019-20	Homeless	June 30, 2021	Online – DVHOM	N/A

Tip: Discuss with whomever is entering STACs, the status of each

SED File Transfer Manager



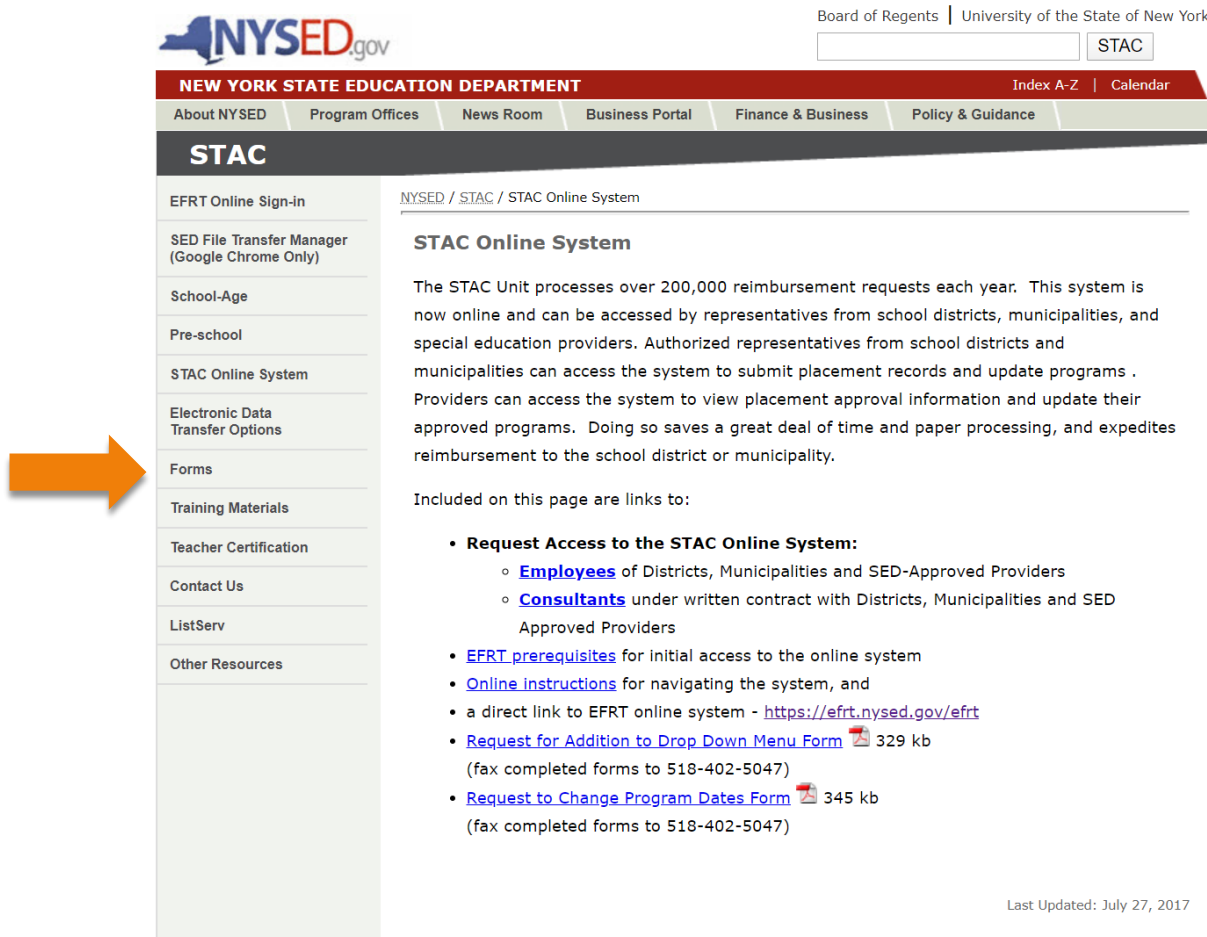
SED File Transfer Manager (FTM)

24

- ❑ **As an SBO do you wonder why you have not received any correspondence in the mail from SED?**
- ❑ It is because they have implemented a File Transfer Manager System (FTM) to upload files directly to your folder within the system. Also, you will have the ability to upload directly to SED.

How to Access Form

25



The screenshot shows the NYSED website with the STAC Online System page. An orange arrow points to the 'Forms' link in the left sidebar. The main content area is titled 'STAC Online System' and provides information about the system and links to request access.

NYSED Board of Regents | University of the State of New York

NEW YORK STATE EDUCATION DEPARTMENT Index A-Z | Calendar

About NYSED | Program Offices | News Room | Business Portal | Finance & Business | Policy & Guidance

STAC

EFRT Online Sign-in

SED File Transfer Manager (Google Chrome Only)

School-Age

Pre-school

STAC Online System

Electronic Data Transfer Options

Forms

Training Materials

Teacher Certification

Contact Us

ListServ

Other Resources

NYSED / STAC / STAC Online System

STAC Online System

The STAC Unit processes over 200,000 reimbursement requests each year. This system is now online and can be accessed by representatives from school districts, municipalities, and special education providers. Authorized representatives from school districts and municipalities can access the system to submit placement records and update programs. Providers can access the system to view placement approval information and update their approved programs. Doing so saves a great deal of time and paper processing, and expedites reimbursement to the school district or municipality.

Included on this page are links to:

- **Request Access to the STAC Online System:**
 - [Employees](#) of Districts, Municipalities and SED-Approved Providers
 - [Consultants](#) under written contract with Districts, Municipalities and SED Approved Providers
- [EFRT prerequisites](#) for initial access to the online system
- [Online Instructions](#) for navigating the system, and
- a direct link to EFRT online system - <https://efrt.nysed.gov/efrt>
- [Request for Addition to Drop Down Menu Form](#) 329 kb (fax completed forms to 518-402-5047)
- [Request to Change Program Dates Form](#) 345 kb (fax completed forms to 518-402-5047)

Last Updated: July 27, 2017

http://www.oms.nysed.gov/stac/contact_us/form_requests.html

Helpful STAC Reports



DQAPP – Agency Approval List

27

Date 07/19/19
Time 12:22

New York State Education Department

Go to

Agency Approvals List

Menu

School Year DISTRICT

1718 010101010 APPLE CSD

Get Providers All Providers

Placement Type DSPUB Public High Cost - 10-Mo.

Record Count 4

Agency Type (Internal use only)
DISTRICT

☒ All
☐ Verified
☐ Unverified

Get Records

Send File to SED FTM

Required for Inquiry

NAME	STAC ID	REC	Provider	ISPEC	PRO -GRAM	SERVICE DATES BEGIN END	FTE/ UNITS	Aide 1/1 50%	RATE	COST	VER ET DR	SIP ET DR	A U	W D
JONES SARAH	Z12345	01	QUESTAR III (R-	DSPUB	8000I	090617 062218	1.000	59337	59337	YN	NN	Y	N	
SCOTT ALEX	Z12346	01	QUESTAR III (R-	DSPUB	8000I	090617 062218	1.000	68086	68086	YN	NN	Y	N	
SHORE KIM	Z12347	02	APPLE CSD	DSPUB	8000I	090617 031118	0.641	84848	54388	YN	NN	Y	N	
SMITH JOHN	Z12348	01	APPLE CSD	DSPUB	8000I	090617 062218	1.000	58348	58348	YN	NN	Y	N	

“Send File to SED FTM” option generates an easily printable PDF version of the listing on screen.

Gives you a list of each child in STAC for a given year, their cost and dates of enrollment.

Printable PDF from FTM System

28

DQAPP_LIST_1920_HSUMR																
NAME	STAC ID	REC	PROVIDER	ISPEC	PROGRAM	SERVICE DATES		FTE/UNITS	AIDE			VER STP A W				
						BEGIN	END		1/1	50%	RATE	COST	E	T	U	D
APRICOT ANNA	D25419	02	SAIL AT FERNCLI	DSUMR	9000A	070119	080919	1.000	N		10244	10244	N	N	N	N
BERRY BARTHOLOMEW	F19754	01	EXAMPLETOWN UFSD	DSUMA	9000A	070219	081319	1.000	N		4347	4347	N	N	N	N
CHERRY CYNTHIA	F77136	01	EXAMPLETOWN UFSD	DSUMR	9000A	070219	081319	1.000	N		4347	4347	N	N	N	N
DATE DAVID	C94696	01	BROOKVILLE CENT	DSUMR	9000A	070119	080919	1.000	Y	N	12554	12554	N	N	N	N
EGGPLANT ERIN	H53183	01	EXAMPLETOWN UFSD	DSUMA	9000A	070219	081319	1.000	N		4347	4347	N	N	N	N
GRAPE GILBERT	I31450	01	EXAMPLETOWN UFSD	DSUMA	9010A	070219	081319	1.000	N	N	1919	1919	N	N	N	N

Tip: The PDFs do not have a left margin, so you need to select the “Fit” option when printing in Adobe Acrobat or Adobe Reader

Tip: When planning budget needs for the following year, use list to discuss specifics with Special Education Director. Anyone graduating next year? Any new, expensive children start during the current year?

DQSBO – School Business Official

29

Tip: Can be used to see trends and check for reasonableness.

Do changes in the FTEs and/or costs entered in STAC make sense based on actual expenses?

Date 09/04/15
New York State Education Department
Go to
Time 11:40
Menu

Special Education Approval Summary

School Year: 1920
District Code Search:
District Name Search: EXAMPLETOW
Get Districts

EXAMPLETOWN UFSD
281230040000

Service Type: (DSUMR) School Age Summer Placement

Choose One:
☐ 1 Year selected
☒ Year selected and prior 2 years
Get Summary Data

Education Data		2017-18	% change	2018-19	% change	2019-20
Approval Data	Number	411	3-	400	6-	377
	FTE	407.997	3-	395.924	5-	374.999
	Educ. Cost	1,724,190	5-	1,645,244	1-	1,625,705
Verified Data	Number	411	3-	400	6-	377
	% Verified	100	0	100	0	100
	FTE	407.997	3-	395.924	5-	374.999
	% Verified	100	0	100	0	100
	Educ. Cost	1,725,034	2-	1,693,429	9-	1,539,129+
	% Verified	100	3+	103	8-	95
Unverified Data + Rate Changes *	Number	0	0	0	0	0
	% Unverified	0	0	0	0	0
	FTE	0	0	0	0	0
	% Unverified	0	0	0	0	0
	Educ. Cost	844+	999+	48,184+	80+	86,576+
% Unverified	0	999+	3+	67+	5+	

DQSBO – School Business Official

30

Maintenance Data						
Approval Data	Number	7	0	7	14+	8
	Maint. Cost	166,787	29-	118,346	69+	200,512
Verified Data	Number	0	0	0	0	0
	Maint. Cost	0	0	0	0	0
	% Verified	0	0	0	0	0
Unverified Data + Rate Changes *	Number	7	0	7	14+	8
	Maint. Cost	166,787+	29-	118,346+	69+	200,512+
	% Unverified	100+	0	100+	0	100+

Transportation Data						
Transportation applies only to 2-mth programs and 10-mth Chapter 721						
Approval Data	Number	83	4+	86	22+	105
	Trans. Cost	218,611	1-	216,288	21+	261,001
Verified Data	Number	83	4+	86	22+	105
	Trans. Cost	218,611	1-	216,288	21+	261,001
	% Verified	100	0	100	0	100
Unverified Data	Number	0	0	0	0	0
	Trans. Cost	0	0	0	0	0
	% Unverified	0	0	0	0	0

* "Unverified Data + Rate Changes" includes rate changes for verified Educ + Maint not yet paid on an APR.
Note: %change "999+" indicates 1,000 or greater, or an increase from prior year value of 0. All %s are rounded.

DQCDI – District Chargeback

31

Date 09/04/15
Time 12:53

New York State Education Department

Go to
Menu

10 Month Chargeback Information Page

School Year: 1718
Chargeback District: 281230040000
Type of Placement: ALL - Every 10 month chargeback
Total Records: 18

Inquire EXAMPLETOWN UFSD

Chargeback run Date: 09/01/19
Total FTE: 6.482

Last Name/First Name	STAC ID /Num Rec	Type Placement /Chapter	Facility/CSE District	Provider	FTE
ANDERS SAMPLE	G12345 01	DSHOM	HEMPSTEAD UFSD	HEMPSTEAD UFSD	0.575
BROOKS SAMPLE	G12346 01	DSINC	EAST MEADOW UFS	EAST MEADOW UF	0.145
COMPARE SAMPLE	G12347 02	DSINC	EAST MEADOW UFS	EAST MEADOW UF	0.416
DAVID SAMPLE	G12348 01	DSOSA RTF	EAST MEADOW UFS	SCO FAMILY OF	0.923
ELLIOTT SAMPLE	G12349 02	DSCHP ICF	MANHASSET UFSD	NASSAU BOCES	1.000
FRANKS SAMPLE	G12350 01	DSOSA CCI	SOUTH COLONIE C	VANDERHEYDEN H	0.487

Point in
Time Report
Not Real
Time

(Two most
recent
years
updated on
the first of
each
month)

This is the detail of Line 3 from the GEN Report

GEN Report – Line 3 Deducts


32

GENERAL FORMULA AID OUTPUT REPORT (GEN)

[Glossary](#)

PART I: CALCULATED GENERAL AIDS SUMMARY

1	2020-21 FOUNDATION AID	(FA ENT 9)	92,981,997
2	2020-21 PUBLIC EXCESS COST AID SET-ASIDE	(PUB ENT 12)	7,897,519
3	2020-21 DEDUCT FOR LOCAL SHARE OF EDUCATION COSTS FOR CERTAIN STUDENTS	<u>(ENT 74)</u>	539,330
4	2020-21 NET CURRENT YEAR AID	(ENT 1 - ENT 2 - ENT 3)	84,545,148



Who are these “Certain Students”?
See Entry 74

Line 63-74 of GEN Report

33

PART V: CALCULATION OF DEDUCT FOR LOCAL SHARE OF EDUCATIONAL COSTS FOR CERTAIN STUDENTS		
63	BASIC CONTRIBUTION (PRI ENT 5)	8,234.04
THE FOLLOWING CHILDREN ARE FROM THE STAC FILE:		
64	NOT USED	
65	FTE - PRIVATE AND PUBLIC GROUP HOMES (CHAPTER 47, LAWS OF 1977) (STAC)	
66	FTE - PUBLIC DEVELOPMENTAL CENTER (CHAPTER 65, LAWS OF 1978) (STAC)	
67	FTE - PRIVATE AND PUBLIC INTERMEDIATE CARE FACILITY (ICF) AND INDIVIDUALIZED RESIDENTIAL ALTERNATIVE (IRA) (CHAPTER 721, LAWS OF 1979 + CRP) (STAC)	0.000
68	FTE - CHILD CARE INSTITUTIONS (CHAPTER 563, LAWS OF 1980) (STAC)	
69	FTE - RESIDENTIAL TREATMENT FACILITIES (CHAPTER 947, LAWS OF 1981) (OFFICE OF MENTAL HEALTH) (STAC)	
70	FTE - RESIDENTIAL TREATMENT FACILITIES (CHAPTER 947, LAWS OF 1991) (OFFICE OF CHILDREN AND FAMILY SERVICES) (STAC)	
71	FTE - INCARCERATED YOUTH * 1.2 (STAC)	23.762
72	FTE - HOMELESS YOUTH (STAC)	41.744
73	TOTAL PUPILS (SUM OF ENTS 65 THROUGH 72)	65.50
74	LOCAL SHARE OF CERTAIN RESIDENT PUPIL COSTS (ENT 63 * ENT 73, ROUND)	539,330

Name of students/
category is
available
on DQCDI
report.

Always a
good idea
to verify
they're
yours.

DQPAY - APR

34

Date 01/20/16
Time 09:59

New York State Education Department
School Age APR View

Go to

School Year DistrictFundPAY NumService

1415010101010Summer01EducTran

APPLE CSD

APR Issue Date
03/11/15

Gross Amt 97,602.27+
Adjust Amt
Net Amt 97,602.27+

STAC ID	Last Name/First Name	Provider	Start Date	End Date	Service	Amt this APR	Total to Date
Z12345	02 JONES SARAH	PARSONS CHILD A	07/07	08/15	EDUC	2550.15	4725.60
Z12346	02 SCOTT ALEX	PARSONS CHILD A	07/07	08/15	EDUC	2550.15	4725.60
Z12347	01 SHORE KIM	ST CATHERINE'S	07/07	08/15	EDUC	2335.50	4152.00
Z12348	01 SMITH JOHN	CENTER FOR DISA	07/07	08/15	EDUC	3185.55	5663.20

Shows you the detail of payments received.
Used to assist in tracking outstanding
receivables.

DQSUM Screen

35

Date: 09/08/17
Time: 11:18

New York State Education Department

4408 and 4201 District Summary Report (2-mo)

Go to Menu

School Year: 1617 District Code: 111111110000

Inquire

Based on EFH670
Run on 09/01/17

SUMMARY OF STAC 4408 AND 4201 (TRAN) APPROVAL AND ON-LINE VERIFIED COSTS AND STATE AID PAID

SUMMARY OF COSTS - CSE DISTRICT	SERV TYPE	STAC APPROVED COST	ON-LINE VERIFIED COST	AID PAID**
	EDUC	1,612,529.00	1,612,529.00	1,289,645.00
	RELS			
	MAIN	75,649.00	75,649.00	60,519.00
	TRAN	219,488.00	219,488.00	175,589.00
	TOTAL \$	1,907,666.00 \$	1,907,666.00 \$	1,525,753.00

ESTIMATED RECEIVABLES

MAXIMUM AID RECEIVABLE = \$ 379.00
= (\$ 1,907,666.00 TOTAL APPROVED COST * 80%) - \$ 1,525,753.00 TOTAL AID PAID

CURRENT AID RECEIVABLE = \$ 379.00
= (\$ 1,907,666.00 TOTAL VERIFIED COST * 80%) - \$ 1,525,753.00 TOTAL AID PAID

NOTE: THE "MAXIMUM AID RECEIVABLE AND CURRENT AID RECEIVABLE" TOTALS INCLUDE TRANSPORTATION (TRAN) COSTS FROM STOPPED STACS. TO GET FULL TRAN AID, YOU NEED TO PROVIDE STAC WITH TRAN COST BACKUP,

Point in Time Report

Cumulative Totals for

- Approved Costs
- Verified Costs
- Aid Paid

Plus

Estimated Aid Receivables

Monthly report which shows what STAC believes they owe the district for Summer 4408 programs

Sample EFH670 Report - Summary

36

SCHOOL YEAR:201920 NEW YORK STATE EDUCATION DEPARTMENT DIST PAGE: 3
 EFH670 SUMMARY OF 4408 & 4201 STAC APPROVAL AND ON-LINE VERIFIED COSTS AND STATE AID PAID SED PAGE: 4642
 DISTRICT SUMMARY REPORT AS OF 07/01/20

DISTRICT: CSD

SUMMARY OF COSTS - CSE DISTRICT CSD

ED= Education, RS=Related
 Services, MA=Maintenance,
 TR=Transportation



SERV TYPE	STAC APPROVED COSTS	ON-LINE VERIFIED COSTS	AID** PAID
ED	25,432.00	25,432.00	14,241.92
RS	0.00	0.00	0.00
MA	0.00	0.00	0.00
TR	32,705.49	32,705.49	18,315.06
TOTAL	\$ 58,137.49	\$ 58,137.49	\$ 32,556.98

ESTIMATED RECEIVABLES

1

2

3

MAXIMUM AID RECEIVABLE = (\$ 58,137.49 TOTAL APPROVED COST * 80%) - \$ 32,556.98 TOTAL AID PAID = \$ 13,953.01
 CURRENT AID RECEIVABLE = (\$ 58,137.49 TOTAL VERIFIED COST * 80%) - \$ 32,556.98 TOTAL AID PAID = \$ 13,953.01

NOTE: "MAXIMUM AID RECEIVABLE & CURRENT AID RECEIVABLE" TOTALS INCLUDE TR COSTS FROM STOPPED STACS.
 TO GET FULL TR AID, YOU NEED TO PROVIDE STAC WITH TR COST BACKUP, SO STAC CAN REMOVE YOUR TR STOPS.
 REFER TO THE DSTPD (DISTRICT STOPPED) SCREEN TO GET A REAL-TIME LIST OF YOUR TRANSPORTATION STOPS.

** AID PAID AMOUNTS ARE BASED ON A MAXIMUM 80% AID RATIO. THE ACTUAL TOTAL OF YOUR DISTRICT PAYMENTS
 RECEIVED MAY BE LESS THAN THE AMOUNT SHOWN DUE TO NEGATIVE BALANCE ADJUSTMENTS FROM OTHER YEARS.

Total Verified Costs = \$58,137.49 x 80% = \$46,509.99

Balance due = \$46,509.99 - \$32,556.98 = \$13,953.01

Detail of Balance of Receivable

37

SCHOOL YEAR:201920 NEW YORK STATE EDUCATION DEPARTMENT DIST PAGE: 1
EFH670 SUMMARY OF 4408 & 4201 STAC APPROVAL AND ON-LINE VERIFIED COSTS AND STATE AID PAID SED PAGE: 4640
DISTRICT SUMMARY REPORT AS OF 07/01/20

DISTRICT: CSD
EDUCATIONAL PROVIDER:010100997850 CENTER FOR DISABILITY SERVICES

CHILD ID & NAME	SERV TYPE	-- STAC APPROVAL DATES	SERVICE -- COSTS	-- ON-LINE VERIFIED INFORMATION DATES	FTE/UNITS	COSTS	AID ** PAID	STOP
1920 0106	ED	07/08-08/16/19	8372.00	07/08-08/16/19	1.000	8372.00	4688.32	N
	TR	07/08-08/16/19	10123.31	07/08-08/16/19	1.000	10123.31	5669.05	N

SUMMARY OF COSTS - EDUCATIONAL PROVIDER
010100997850 CENTER FOR DISABILITY SERVICES

SERV TYPE	STAC APPROVED COSTS
ED	8,372.00
TR	10,123.31

$\$8,372 \times 56\% = \$4,688.32$

EDUCATIONAL PROVIDER:019000000000 CAPITAL REGION BOCES

CHILD ID & NAME	SERV TYPE	-- STAC APPROVAL DATES	SERVICE -- COSTS	-- ON-LINE VERIFIED INFORMATION DATES	FTE/UNITS	COSTS	AID ** PAID	STOP
1920 0206	ED	07/08-08/16/19	5280.00	07/08-08/16/19	1.000	5280.00	2956.80	N
	TR	07/08-08/16/19	6301.93	07/08-08/16/19	1.000	6301.93	3529.08	N

$\$8,372 \times 80\% = \$6,697.60$

SUMMARY OF COSTS - EDUCATIONAL PROVIDER
019000000000 CAPITAL REGION BOCES

SERV TYPE	STAC APPROVED COSTS
ED	5,280.00
TR	6,301.93

$\$6,697.60 - \$4,688.32 = \$2,009.28$

EDUCATIONAL PROVIDER:491302060000 AVERILL PARK CSD

CHILD ID & NAME	SERV TYPE	-- STAC APPROVAL DATES	SERVICE -- COSTS	-- ON-LINE VERIFIED INFORMATION DATES	FTE/UNITS	COSTS	AID ** PAID	STOP
1920 0106	ED	07/08-08/16/19	2432.00	07/08-08/16/19	1.000	2432.00	1361.92	N
	TR	07/08-08/16/19	5474.09	07/08-08/16/19	1.000	5474.09	3065.49	N

Have You Billed for CPSE Yet?

38

Date 12/30/20
Time 09:35

New York State Education Department

Go to

System to Track and Account for Children (STAC) and Medicaid Unit
STATEMENT OF CPSE ADMINISTRATIVE COSTS INCURRED
UNDER SECTION 4410 OF THE EDUCATION LAW

School Year
1920

District

Choose One ☐ 1 Year selected ☒ Year selected and prior 2 years

	<u>2017-18</u>	<u>% change</u>	<u>2018-19</u>	<u>% change</u>	<u>2019-20</u>
<u>CPSE Costs Reported</u>	138,829	7+	148,440	100-	0
<u>CPSE Costs Approved by SED</u>	153,510	6-	144,480	100-	0
<u>Total Outstanding Approved CPSE Costs*</u>	138,829	4+	144,480	100-	0
<u>Total Number of Students Approved on STAC</u>	255	6-	240	100-	0

*This is CPSE Costs Reported or Approved by SED, whichever is lower.

DQDAD – Compare Years for Reasonableness

DQDAT – Include With Invoice

39

Date 12/30/20
Time 10:34

New York State Education Department

Go to
Menu

4410 ADMINISTRATIVE COST LISTING TO SCHOOL DISTRICT ACL

School Year
1819
Get Providers

Bill For 18/19 during 20/21;
always two-year delay

Required for Inquiry

A. CPSE Costs Reported	148440
B. CPSE Costs Approved By SED	144480
C. Total Outstanding Approved CPSE Costs (A OR B)	144480
D. Total Number of Students Approved on STAC	240
E. Outstanding Approved Costs per Student on STAC (C/D)	602.00

County Name	Students Approved on STAC	Costs per Student	Amount CPSE Billable to County
49 RENSSELAER	240	602.00	144480.00

Budget Tools for Excess Cost Aid on SAP Website

40

Resources

STAC Service

STAC Home

Contact Us


Resources

News

Webinars

Workshops

Will be
updated in
2021




 [2019-20 Annual Tuition Summary Worksheet – April 2020](#)

 [2020-21 Excess Cost Aid Calculator for SWD – April 2020](#)

 [STAC User Reference Guide – September 2020](#)


 [Calendar for Filing STACs – September 2020](#)

 [DCERT Form](#)

 [Summer Related Services Only Form](#)

 [STAC Programs with June 30, 2021 Deadlines](#)

ENTER 6-DIGIT BEDS CODE HERE (Don't know it? Click on the "BEDS Code List" tab)  **010100 ALBANY**

ENTER 6-DIGIT BEDS CODE HERE (Don't know it? Click on the "BEDS Code List" tab)  **010100 ALBANY**

Deduction	\$	45,819
-----------	----	--------

Public Excess	
Cost Aid Ratio	0.711

For each eligible student, enter the Name, Annualized Tuition and FTE in the appropriate columns. The High Cost Aid will automatically calculate and total below.

[illegible]

Used to estimate
Excess Cost Aid for
Public and Private
Placements

Remember
Governor's budget is
not based on actual

What are the Pending Issues?

42

- ❑ 1:1 Aides from Spring 2020 –aidable?
- ❑ 1:1 Aides in 20-21 based on delivery of program – aidable?
- ❑ In-District Summer 2020 programs – what is that going to do to future rates?
- ❑ Summer Transportation documentation – calculating correctly?
- ❑ New ideas coming?
- ❑ As decisions are made, we will keep you informed.



Summary

43

- ❑ We encourage you to review your output reports and revise information before 1/15/21
 - ❑ 2/15/21 database made from this information and April budget uses 2/15 database
- ❑ Keep an eye out for any questions related to ESSA or Transparency report and follow up
- ❑ Make sure STAC users are re-authorized
- ❑ Use information available in STAC/our website to better project aid for next year/claim aid for current year
- ❑ Celebrate that 2020 is over!



Questions?

44

State Aid and Financial Planning Service

Questar III BOCES
10 Empire State Boulevard
Castleton, NY 12033
518-477-2635
Option 1 (SAP)
<http://sap.questar.org>
twitter.com/qiisap - @qiisap

Next Coffee Talk
February 3, 2021
9:00 a.m.

- ✓ Understanding State Aid Projections *
- ✓ Tax Cap

* Subject to change – dependent upon the Governor preparing a budget proposal in January 2021