

PUTTING STUDENTS FIRST



State Aid Output Reports and Claiming State Aid for Special Education Services

Coffee Talk

December 08, 2021

State Aid & Financial Planning Service



www.questar.org

Agenda

2

- Basics of Output Reports
- State Aid and Fund Balance considerations
- Review of Output Reports by aid category



NEW YORK STATE EDUCATION DEPARTMENT

[Index A-Z](#) | [Calendar](#)
[About NYSED](#)
[Program Offices](#)
[News Room](#)
[Business Portal](#)
[Finance & Business](#)
[Policy & Guidance](#)

State Aid

[View District Data](#)

2021-22 Calendar of
Deadlines

2021-22 State Aid Handbook

Topics

Attendance and Enrollment

3. Aid runs,
payment
certs,
building aid
information

ST-3

Textbook, Software, Library
Materials, and Computer
Hardware & Equipment

Transportation

SAMS

NYSED / State Aid / State Aid Homepage

Welcome **2. SAMS** Office at the
New York State Education Department

State Aid Office Mission: To determine and distribute the correct amount of State Aid to public school districts and BOCES in a timely manner, and provide accurate and timely data for use in State Aid projections.

Latest News

11-17-2021

[Statewide Interest Rate for Assumed Amortizations of Transportation Capital Expenses for the 2021-22 Aid Year](#)

10-26-2021

2021-22 Description of Payment Schedule for General State Aid Payments Combined Fixed and Individualized Payment schedule with a Sustaining Spring Advance.

[2021-22 Payment Schedule Description](#)

10-22-2021

The Final Building Aid Statewide Average Interest Rate based on debt incurred by districts between 7/1/20 and 6/30/21.

<https://stateaid.nysed.gov/>

Accessing Public Output Reports

4

The screenshot displays the NYSED website interface. At the top, the NYSED logo is on the left, and the text "Board of Regents | University of the State of New York" is on the right. Below this is a search bar labeled "Search State Aid". A red navigation bar contains the text "NEW YORK STATE EDUCATION DEPARTMENT" and links for "Index A-Z" and "Calendar". A grey navigation bar lists various departmental areas: "About NYSED", "Program Offices", "News Room", "Business Portal", "Finance & Business", and "Policy & Guidance". The main content area is titled "State Aid". On the left side of this area, there is a "View District Data" link, a search input field, and "Go" and "Clear" buttons. Below these are links to "2020-21 Calendar of Deadlines", "2020-21 State Aid Handbook", "Topics", "SAMS", "General State Aid Information/Handbooks", "Forms", "Contact Us", and "Links to Related Sites". The main content area on the right is titled "View District Data" and contains a paragraph explaining the tool's purpose. It lists three types of reports: "School District Output Reports", "Payment Schedules", and "State Aid Proposals". It also provides a URL for viewing SAMS output reports and lists two options for viewing district data: entering the school district name or the 6-digit BEDS code. A red callout box with the text "Click on Link" and an orange arrow points to the URL <https://eservices.nysed.gov/publicsams/>.

Board of Regents | University of the State of New York

Search State Aid

NEW YORK STATE EDUCATION DEPARTMENT

Index A-Z | Calendar

About NYSED Program Offices News Room Business Portal Finance & Business Policy & Guidance

State Aid

[View District Data](#)

Go Clear

2020-21 Calendar of Deadlines

2020-21 State Aid Handbook

Topics

SAMS

General State Aid Information/Handbooks

Forms

Contact Us

Links to Related Sites

NYSED / State Aid / View District Data

View District Data

The **View District Data tool at left** allows the user to view the following reports:

- **School District Output Reports**- Detailed reports showing how State Aid amounts are calculated.
- **Payment Schedules**- Detailed breakdown of when calculated aid payments will be disbursed.
- **State Aid Proposals** - View estimated State Aid amounts under proposals from the Executive and Legislature.

Beginning in the 2008-2009 claim year, selected SAMS output reports are now viewable by the general public by visiting <https://eservices.nysed.gov/publicsams/>

You have 2 options to View District Data:

1. Enter the School Districts Full or Partial Name
2. Enter the School Districts *6 digit BEDS code.

*If you enter less than the 6 digit BEDS code your results will be a broader list of School Districts.

Click on Link

Public Output Reports Continued

5



Board of Regents | University of the State of New York

Search State Aid

NEW YORK STATE EDUCATION DEPARTMENT

[Index A-Z](#)

[About NYSED](#)

[Program Offices](#)

[News Room](#)

[Business Portal](#)

[Finance & Business](#)

[Policy & Guidance](#)

NYSED / State Aid / SAMS State Aid Output Reports

Select Claim Year

2021-2022 ▾

Select Claim Year
(Based on Prior Year
Expenses)

Enter Institution Name or BEDS code:

Enter BEDS Code or
Name of District

Submit

Reset

[Contact NYSED](#) | [Privacy Policy](#) | [Terms of Use](#) | [Accessibility](#) | [Employment](#) | [NY State](#)

University of the State of New York - New York State Education Department

2021-2022 - STATE AID CLAIM REPORTS - as of 11/29/2021 12:00 AM

Output Reports are your most timely source of information!

For questions regarding claim data or aid calculations, please refer to the State Aid staff assignment directory at: [State Aid Office Staff Assignments Directory](#). As data and calculations may change, please review these reports periodically during the year.

[2021-2022 - General Formula Aid Output Report \(GEN\)](#)

[2021-2022 - Foundation Aid \(FOUNDATION\)](#)

[2021-2022 - Foundation Aid Pupil Units Based on Students Served in the Year Prior](#)

[2021-2022 - Foundation Aid Pupil Units Based on Students Served 2 Years Prior to](#)

[2021-2022 - Foundation Aid Pupil Units Based on Students Served in the Base Year \(FAPU\)](#)

[2021-2022 - Charter School Aids for Districts \(CHART\)](#)

[2021-2022 - Attendance Output Report \(ATT\)](#)

[2021-2022 - Building Aid Report \(BLD\)](#)

[2021-2022 - Building Aid Report Estimated \(BLDEST\)](#)

[2021-2022 - Building 10% Aid Report \(BLD10\)](#)

[2021-2022 - Building 10% Aid Report Estimated \(BLD10EST\)](#)

[2021-2022 - Building Aid Output Report \(BLD3\)](#)

[2021-2022 - Building Aid Output Report Estimated \(BLD3-EST\)](#)

[2021-2022 - Building Aid Output Report \(BLD4\)](#)

[2021-2022 - Building Aid Output Report Estimated \(BLD4-EST\)](#)

[2021-2022 - Building Condition Survey \(BCS\)](#)

[2021-2022 - Building Summary Aid Report \(BLD-SBA\)](#)

[2021-2022 - Transportation Aid Output Report \(TRA\)](#)

[2021-2022 - Transportation Aid Output Report Estimated \(TRAEST\)](#)

Uses 2020-21 data from Claim forms and ST3 for 2021-22 Actual Aid

EST Reports use projected 2021-22 data for 2022-23 projected aid

District Name:
District Code:
Data as of: 11/29/2021 12:00 AM

State Aid: 2021-2022
Today's Date: 11/29/2021

Updates
typically
show
within 24
hours of
changes or
revisions

GENERAL FORMULA AID OUTPUT REPORT (GEN)

[Glossary](#)

PART I: CALCULATED GENERAL AIDS SUMMARY

1	2021-22 FOUNDATION AID	(FA ENT 9)	11,127,967
2	2021-22 PUBLIC EXCESS COST AID SET-ASIDE	(PUB ENT 12)	2,061,120
3	2021-22 DEDUCT FOR LOCAL SHARE OF EDUCATION COSTS FOR CERTAIN STUDENTS	(ENT 74)	0
4	2021-22 NET CURRENT YEAR AID	(ENT 1 - ENT 2 - ENT 3)	9,066,847
5	2021-22 HIGH TAX AID	(SA1314)	224,558
6	2021-22 REORGANIZATION INCENTIVE OPERATING AID	(ENT 82)	0
7A	2021-22 REGULAR BUILDING AID EXCLUDING NYC	(BLD ENT 36 + BLD10 ENT 40 + BLD3 ENT 48 + BLD4 ENT 28 + BLD ENT 48 + BLD10 ENT 52 + BCS ENT 11)	846,806
7B	2021-22 TOTAL NYC BUILDING AID	(SBA ENT 34)	0
8	2021-22 REGULAR REORGANIZATION INCENTIVE BUILDING AID	(BLD ENT 43 + BLD10 ENT 48 + BLD3 ENT 58 + BLD4 ENT 38)	0
9A	2021-22 TOTAL BUILDING AID PROSPECTIVE, PAYABLE JULY 2021	(SBA ENT 5A)	0
9B	2021-22 TOTAL BUILDING AID NYC, PAYABLE JULY 2021	(2020 SBA ENT 36)	0
10	2021-22 NATIVE AMERICAN BUILDING AID	(BLD ENT 44 + BLD10 ENT 49 + BLD3 ENT 59 + BLD4 ENT 39)	0
11	2021-22 TRANSPORTATION AID	(TRA ENT 174)	1,907,226

NEW YORK STATE EDUCATION DEPARTMENT

Index A-Z | Calendar

About NYSED

Program Offices

News Room

Business Portal

Finance & Business

Policy & Guidance

State Aid

[View District Data](#)

Go

Clear

2020-21 Calendar of
Deadlines

2020-21 State Aid Handbook

Topics

Attendance and Enrollment

BOCES

Building

Charter Schools

Payment

Special Education

ST-3

NYSED / State Aid / State Aid Homepage

Welcome 2. SAMS Aid Office at the New York State Education Department

State Aid Office Mission: To determine and distribute the correct amount of State Aid to public school districts and BOCES in a timely manner, and provide accurate and timely data for use in State Aid projections.

Latest News

12-02-2020[2020-21 State Aid Output Reports now available within SAMS and to the Public.](#)**10-29-2020**

Statewide Average Interest Rate for Building Projects

The Final Building Aid Statewide Average Interest Rate based on debt incurred by districts between 7/1/19 and 6/30/20.

<https://stateaid.nysed.gov/>

Output Reports Through SAMS

9

Entity Info | Forms | Claim Verifications | Activity Log | **Reports** |

Output Reports

Bus Purchase Reports >

CORE SAMS Homepage

The new 180 Days Calendar Form Set is now available

Please be sure to complete the [2019-20 model calendar](#).

For more information, please see the

[Attendance 990/990 Hour Requirement Information](#)

Please note that no Form A submissions will be marked clean until the 180 day calendar data has been received.

Also, State Aid Management Systems training materials can be found at [SAMS Training Materials](#).

Announcement

After June 30, 2020 any revisions saved but not submitted in the 2018-19 SAMS claim year will be removed from SAMS on or after July 1, 2020.

Thank you.

Note: There is a known issue with SAMS and Microsoft's newest version of Internet Explorer 11.

Education Department staff is attempting to resolve this issue.

In the meantime, you can do the following to address this matter:

1. Downgrade to an earlier version of Microsoft's Internet Explorer or,
2. Use an alternate web browser (Mozilla's Firefox or Google's Chrome browsers are the

Output Reports Through SAMS

10

Entity Info | Forms | Claim Verifications | Activity Log | Reports |

NOTE: These are preliminary calculations for your information. The preliminary calculations will not be valid until you have entered and saved 2020-21 SAMS data needed for the calculation. Output report calculations on which actual aid payments are based will be available via the State Aid homepage.

Data Area:

Official ▾

Select the Data Version Date

☐ Midnight Last Night

☒ Current Date/Time

☐ Snapshot:

< Select a Snapshot >

< Select a Snapshot >

December 1 January - June GEN Aid Payment Schedule - 12/01/2020 07:34:44 AM - Dec 1 Payment

November 15 2019 Database - 11/12/2020 03:50:16 PM - Nov 15 Database

**Snapshot
Feature**

Expand All | Collapse All

[-] Reports

+ General Formula Aid Output Report (GEN) _

+ Foundation Aid (FOUNDATION) _

+ Foundation Aid Pupil Units Based on Students Served in the Year Prior to the Base Year (FAPU-1) _

+ Foundation Aid Pupil Units Based on Students Served 2 Years Prior to the Base Year (FAPU-2) _

+ Foundation Aid Pupil Units Based on Students Served in the Base Year (FAPU) _

+ Charter School Aids for Districts (CHART) _

NEW YORK STATE EDUCATION DEPARTMENT

[Index A-Z](#) | [Calendar](#)[About NYSED](#)[Program Offices](#)[News Room](#)[Business Portal](#)[Finance & Business](#)[Policy & Guidance](#)

State Aid

[View District Data](#)

Go

Clear

[2020-21 Calendar of Deadlines](#)

3. Aid runs, payment certs, building aid information

[Charter Schools](#)[Payment](#)[Special Education](#)[ST-3](#)

NYSED / State Aid / State Aid Homepage

Welcome to the State Aid Office at the New York State Education Department

State Aid Office Mission: To determine and distribute the correct amount of State Aid to public school districts and BOCES in a timely manner, and provide accurate and timely data for use in State Aid projections.

Latest News

12-02-2020[2020-21 State Aid Output Reports now available within SAMS and to the Public.](#)**10-29-2020**

Statewide Average Interest Rate for Building Projects

The Final Building Aid Statewide Average Interest Rate based on debt incurred by districts between 7/1/19 and 6/30/20.

Click on the [OUTPUT REPORT](#) or [DATA DISPLAY](#) that you would like to view or print from

2021-2022 LEGISLATIVE BUDGET

- [2021-22 State Aid Projections based on the Legislative Budget](#)
- [2021-22 State Aid Projections Foundation Aid](#)
- [2021-22 State Aid Projections Excess Cost for Students w/ Disabilities and UPREK](#)
- [2021-22 State Aid Projections BOCES, Transportation and Summer Trans Aid](#)
- [2021-22 State Aid Projections Building Aid](#)
- [2021-22 State Aid Projections Building Reorganization Incentive Aid](#)
- [2021-22 State Aid Projections Full Day K, Inst Mat, Op Reorg Incentive Aid](#)
- [2021-22 State Aid Projections Transitional Aid for Charter School Payment](#)
- [2021-22 State Aid Projections Special Services Aids for Non-Comp of BOCES](#)
- [2021-22 State Aid Projections Combined Fixed and Indiv Payment Schedule](#)
- [Definitions and Explanation of Aids Displayed](#)

Detailed
Budget
Backup

2021-2022 EXECUTIVE BUDGET PROPOSAL

- [2021-22 Executive Budget School Aid Estimate](#)
- [2021-22 Executive Budget Foundation Aid](#)
- [2021-22 Executive Budget Excess Cost for Students w/ Disabilities and UPREK](#)
- [2021-22 Executive Budget BOCES, Transportation and Summer Trans Aid](#)
- [2021-22 Executive Budget Building Aid](#)
- [2021-22 Executive Budget Building Reorganization Incentive Aid](#)
- [2021-22 Executive Budget Full Day K, Inst Mat, Op Reorg Incentive Aid](#)
- [2021-22 Executive Budget Transitional Aid for Charter School Payment](#)
- [2021-22 Executive Budget Special Services Aids for Non-Comp of BOCES](#)
- [Definitions and Explanation of Aids Displayed](#)



IMPORTANT INFORMATION ABOUT BUILDING AID

- [2021-22 Aidable Debt Service for projects with debt still outstanding as of 7-1-2002](#)

The above Retro Bond Information link temporarily will redirect users to the 2018-19 BOND LEVEL INFORMATION until the 2019-20 BOND LEVEL INFORMATION page is available.

- [State Aid Building Project Status Report \(SA777\)](#)
- [District Level Prospective Projects Information](#)
- [District Level Assumed Amortization Capital Outlay Details](#)
- [District Level EXCEL Cover Sheet](#)

Recently Updated

Building Aid	
 Building Aid Reconciliation	November 2021
 Potential Building Aid Template Instructions	February 2021
Potential Building Aid Template	February 2021

New Building Aid
Resources on
our website
sap.questar.org

STATE AID PAYMENT CERTIFICATES

2021 - 2022 SCHOOL YEAR CERTIFICATES

- [2021-22 Lottery Aid Cert](#)
- [2021-22 Teachers Retirement System Cert](#)
- [2021-22 VLT Lottery Grant](#)
- [2021-22 STAR Aid Cert](#)
- [2021-22 General Aid Cert - October to December](#)
- [2021-22 STAC 4408 Cert \(Summer School\)](#)

Updated with each aid payment throughout the year

PAYMENT CERTIFICATES FOR OTHER YEARS

- [2020-2021 SCHOOL YEAR CERTIFICATES](#)
- [2019-2020 SCHOOL YEAR CERTIFICATES](#)
- [2018-2019 SCHOOL YEAR CERTIFICATES](#)
- [2017-2018 SCHOOL YEAR CERTIFICATES](#)
- [2016-2017 SCHOOL YEAR CERTIFICATES](#)
- [2015-2016 SCHOOL YEAR CERTIFICATES](#)
- [2014-2015 SCHOOL YEAR CERTIFICATES](#)
- [2013-2014 SCHOOL YEAR CERTIFICATES](#)

Prior years can potentially help with projecting this year's aid payments

[NYSED Home Page](#) | [STATE AID Home Page](#) | [DISTRICT Home Page](#)

*** LAST UPDATE 11/19/21


Evaluating State Aid?

15

**Enacted
Budget**

(Based on
Projections)

Year End



**Present
Law**

(Based on
actual data)

Are you going to be Out of Balance?

16



Fund Balance

17

Revenues

- Is State Aid higher than projected?
- Did you spend more on expense-based aids?

Expenses

- Do you have unfilled vacancies?
- Did you supplant costs with Federal grants?

Where do you currently think you will end up with Fund Balance?

Where do you want to be at year end?

18

Transportation Aid

Transportation Aid

19

Enacted Budget

2021-22 ESTIMATED AIDS:	
FOUNDATION AID	51,122,253
FULL DAY K CONVERSION	0
UNIVERSAL PRE-KINDERGARTEN	1,472,272
BOCES	5,213,704
SPECIAL SERVICES	0
HIGH COST EXCESS COST	1,128,727
PRIVATE EXCESS COST	4,003,433
HARDWARE & TECHNOLOGY	104,506
SOFTWARE, LIBRARY, TEXTBOOK	542,562
TRANSPORTATION INCL SUMMER	6,451,616
BUILDING + BLDG REORG INCENT	7,908,112
OPERATING REORG INCENTIVE	0
CHARTER SCHOOL TRANSITIONAL	0
ACADEMIC ENHANCEMENT	0
HIGH TAX AID	1,621,490
SUPPLEMENTAL PUB EXCESS COST	0
TOTAL	79,568,675

What Happened?

Current GEN Report

GENERAL FORMULA AID OUTPUT REPORT (GEN)

[Glossary](#)

PART I: CALCULATED GENERAL AIDS SUMMARY

1	2021-22 FOUNDATION AID	(FA ENT 9)	51,154,018
2	2021-22 PUBLIC EXCESS COST AID SET-ASIDE	(PUB ENT 12)	13,418,277
3	2021-22 DEDUCT FOR LOCAL SHARE OF EDUCATION COSTS FOR CERTAIN STUDENTS	(ENT 74)	357,444
4	2021-22 NET CURRENT YEAR AID	(ENT 1 - ENT 2 - ENT 3)	37,378,297
5	2021-22 HIGH TAX AID	(SA1314)	1,621,490
6	2021-22 REORGANIZATION INCENTIVE OPERATING AID	(ENT 82)	0
7A	2021-22 REGULAR BUILDING AID EXCLUDING NYC	(BLD ENT 36 + BLD10 ENT 40 + BLD3 ENT 48 + BLD4 ENT 28 + BLD ENT 48 + BLD10 ENT 52 + BCS ENT 11)	7,012,104
7B	2021-22 TOTAL NYC BUILDING AID	(SBA ENT 34)	0
8	2021-22 REGULAR REORGANIZATION INCENTIVE BUILDING AID	(BLD ENT 43 + BLD10 ENT 48 + BLD3 ENT 58 + BLD4 ENT 38)	0
9A	2021-22 TOTAL BUILDING AID PROSPECTIVE, PAYABLE JULY 2021	(SBA ENT 5A)	0
9B	2021-22 TOTAL BUILDING AID NYC, PAYABLE JULY 2021	(2020 SBA ENT 36)	0
10	2021-22 NATIVE AMERICAN BUILDING AID	(BLD ENT 44 + BLD10 ENT 49 + BLD3 ENT 59 + BLD4 ENT 39)	0
11	2021-22 TRANSPORTATION AID	(TRA ENT 174)	4,074,770

Things to Consider

20

- ❑ What were your projected expenses last year?
- ❑ Did you include bus purchases? (recorded on Form FT lines 164-165)
- ❑ Contracts?
- ❑ TRA Output report provides the detail
- ❑ Do you need to adjust current year projections?

21

Building Aid

Building Aid

22

Enacted Budget

2021-22 ESTIMATED AIDS:	
FOUNDATION AID	24,527,198
FULL DAY K CONVERSION	0
UNIVERSAL PRE-KINDERGARTEN	848,851
BOCES	1,719,909
SPECIAL SERVICES	0
HIGH COST EXCESS COST	1,135,808
PRIVATE EXCESS COST	1,138,529
HARDWARE & TECHNOLOGY	46,182
SOFTWARE, LIBRARY, TEXTBOOK	190,109
TRANSPORTATION INCL SUMMER	2,762,844
BUILDING + BLDG REORG INCENT	4,296,856
OPERATING REORG INCENTIVE	0
CHARTER SCHOOL TRANSITIONAL	192,528
ACADEMIC ENHANCEMENT	0
HIGH TAX AID	0
SUPPLEMENTAL PUB EXCESS COST	0
TOTAL	36,858,814

Current GEN Report

GENERAL FORMULA AID OUTPUT REPORT (GEN)

PART I: CALCULATED GENERAL AIDS SUMMARY

1	2021-22 FOUNDATION AID	(FA ENT 9)	24,375,744
2	2021-22 PUBLIC EXCESS COST AID SET-ASIDE	(PUB ENT 12)	3,281,656
3	2021-22 DEDUCT FOR LOCAL SHARE OF EDUCATION COSTS FOR CERTAIN STUDENTS	(ENT 74)	37,281
4	2021-22 NET CURRENT YEAR AID	(ENT 1 - ENT 2 - ENT 3)	21,056,807
5	2021-22 HIGH TAX AID	(SA1314)	0
6	2021-22 REORGANIZATION INCENTIVE OPERATING AID	(ENT 82)	0
7A	2021-22 REGULAR BUILDING AID EXCLUDING NYC	(BLD ENT 36 + BLD10 ENT 40 + BLD3 ENT 48 + BLD4 ENT 28 + BLD ENT 48 + BLD10 ENT 52 + BCS ENT 11)	3,289,625

[Glossary](#)

Compare to Budget Backup

23

2021-2022 LEGISLATIVE BUDGET

- [2021-22 State Aid Projections based on the Legislative Budget](#)
- [2021-22 State Aid Projections Foundation Aid](#)
- [2021-22 State Aid Projections Excess Cost for Students w/ Disabilities and UPREK](#)
- [2021-22 State Aid Projections BOCES, Transportation and Summer Trans Aid](#)
-  [2021-22 State Aid Projections Building Aid](#)
- [2021-22 State Aid Projections Building Reorganization Incentive Aid](#)
- [2021-22 State Aid Projections Full Day K, Inst Mat, Op Reorg Incentive Aid](#)
- [2021-22 State Aid Projections Transitional Aid for Charter School Payment](#)
- [2021-22 State Aid Projections Special Services Aids for Non-Comp of BOCES](#)
- [2021-22 State Aid Projections Combined Fixed and Indiv Payment Schedule](#)
- [Definitions and Explanation of Aids Displayed](#)

2021-22 STATE AID PROJECTIONS
BUILDING AID

DISTRICT CODE: 490601
DISTRICT NAME: LANSINGBURGH

SEE NOTE BELOW

TIER 1: PROJ APPRVD < 7/1/98	
CURRENT AV/RWADA AID RATIO	0.81000
SEL RATIO FOR 20-21 BLDG AID	0.820
TIER 1 SELECTED AID RATIO	0.82000
LEGEND FOR CURR YR BLDG AID	08-09 BLD AR
TIER 2: PROJ APPRVD >= 7/1/98	
INCENTIVE DECIMAL	0.10000
TIER 2 SELECTED AID RATIO	0.92000
TIER 3: PROJ APPRVD >= 7/1/00	
SEL RATIO FOR 99-00 BLDG AID	0.806
LOW INCOME AID RATIO	0.00000
SELECTED RATIO	0.81000
INCENTIVE DECIMAL	0.10000
TIER 3 SELECTED AID RATIO	0.91000
TIER 4: PROJ APPRVD >= 7/1/05	
LOW INCOME AID RATIO	0.00000
SELECTED RATIO	0.81000
N/RC CATEGORY CODE (2003)	3
HNSBAR, IF N/RC CODE < 5	0.04000
INCENTIVE DECIMAL	0.10000
TIER 4 SELECTED AID RATIO	0.95000
BUILDING LEASE EXP (TIERS 1-4)	0
AMORT (RETRO) EXP (TIERS 1-4)	0
AMORT (PROSP) EXP (TIERS 1-4)	3,396,705
AMORT (CAP OUT)EXP (TIERS 1-4)	0
20-21 DEFERRED EXP (TIERS 1-4)	1,026,340
19-20 DEFERRED EXP (TIERS 1-4)	0
NYC UNCONFIRMED EXP(TIERS 1-4)	0
REFUND/REFIN EXP AR(TIERS 1-4)	0
REFUND/REFIN EXP100(TIERS 1-4)	0
BUILDING LEASE AID (TIERS 1-4)	0
AMORT (RETRO) AID (TIERS 1-4)	0
AMORT (PROSP) AID (TIERS 1-4)	3,226,833
AMORT (CAP OUT)AID (TIERS 1-4)	0
20-21 DEFERRED AID (TIERS 1-4)	975,023
19-20 DEFERRED AID (TIERS 1-4)	0
NYC UNCONFIRMED AID(TIERS 1-4)	0
REFUND/REFIN AID (TIERS 1-4)	0
AID DUE TO SPECIAL LEGISLATION	0
AID FOR CAP OUTLAY EXCEPTIONS	95,000
AID FOR METAL DETECTORS, ETC.	0
AID FOR WATER TESTING	0
EXP FOR BLDG CONDITION SURVEYS	0
AID FOR BLDG CONDITION SURVEYS	0
CHAPTER 97 POTENTIAL EXP	1,026,340
CHAPTER 97 POTENTIAL AID	975,023
2 NYC 20-21 AID DEFERED TO 21-22	0
2 NYC 19-20 AID DEFERED TO 20-21	0
2021-22 REGULAR BUILDING AID	4,296,856
2020-21 REGULAR BUILDING AID	3,205,346



Projected Expense for
Deferred Aid

Utilize SAP Building
Aid Spreadsheet

When Will You Receive Building Aid?

25

You will only receive building aid on a regular capital project when all of the following conditions have been met:

- 1. 18 Months have lapsed since Commissioner's Approval Date**
- 2. An SA-139 has been submitted to NYSED**
- 3. A Certificate of Substantial Completion (CSC) has been submitted by your architect to NYSED**
- 4. A Final Cost Report (FCR) has been submitted to NYSED**

26

Excess Cost Aid

Public Excess Cost Aid

27

Enacted Budget

2021-22 ESTIMATED AIDS:	
FOUNDATION AID	18,671,696
FULL DAY K CONVERSION	0
UNIVERSAL PRE-KINDERGARTEN	970,078
BOCES	1,117,171
SPECIAL SERVICES	0
HIGH COST EXCESS COST	349,969
PRIVATE EXCESS COST	301,783
HARDWARE & TECHNOLOGY	71,261
SOFTWARE, LIBRARY, TEXTBOOK	406,281
TRANSPORTATION INCL SUMMER	3,267,552
BUILDING + BLDG REORG INCENT	1,691,903
OPERATING REORG INCENTIVE	0
CHARTER SCHOOL TRANSITIONAL	0
ACADEMIC ENHANCEMENT	0
HIGH TAX AID	0
SUPPLEMENTAL PUB EXCESS COST	0
TOTAL	26,847,694

Current GEN Report

PUBLIC EXCESS HIGH COST AID AND SUPPLEMENTAL PUBLIC EXCESS COST AID AND 2021-22 PUBLIC EXCESS COST AID SETASIDE (PUB)

[Glossary](#)

PART I: CALCULATION OF HIGH COST PUBLIC EXCESS COST AID

1	2019-20 APPROVED OPERATING EXPENSE (AOE)	(2020-21 AOE ENT 53)	87,351,114
2	2019-20 TOTAL AIDABLE PUPIL UNITS (TAPU) FOR EXPENSE	(2020-21 ATT ENT 134)	5,982
3	2019-20 AOE PER TAPU	(ENT 1 / ENT 2)	14,602
4	PUBLIC EXCESS COST AID RATIO	(GREATER OF [1.000 LESS (.510 * CWR) OR .250)	0.533
5	DEDUCTION = 3 * AOE/TAPU	(ENT 3 * 3)	43,806
6	ELIGIBILITY LEVEL	(LESSER OF \$10,000 OR (4 * ENT 3))	10,000
7	AIDABLE HIGH COST	(STAC)	
8	HIGH COST APPORTIONMENT	(ENT 7 * ENT 4)	0

PART II: CALCULATION OF SUPPLEMENTAL PUBLIC EXCESS COST AID

9	2021-22 SUPPLEMENTAL PUBLIC EXCESS COST AID AS OF THE SCHOOL AID COMPUTER LISTING ENTITLED SA0910	(2008-09 PUB ENT 10) (SA0910)	0
---	---------------------------------------------------------------------------------------------------	-------------------------------	---

PART III: PUBLIC EXCESS

10	2006-07 PUBLIC EXCESS COST AID		0
11	INCREASE IN CPI BET 2006-07 + 1		5
12	PUBLIC EXCESS COST AID		4

**No Students
are in STAC**

(SA2122)

Private Excess Cost Aid

28

PRIVATE EXCESS COST AID OUTPUT REPORT (PRI)

[Glossary](#)

PART I: COMPUTATION OF BASIC CONTRIBUTION AND PRIVATE EXCESS COST AID RATIO

1	2020-21 PROPERTY TAXES PLUS STAR REIMBURSEMENT	(ST-3 SCH A3 [A1001 + A1085] ENTS (1 + 7))	57,803,420
2	2020-21 TOTAL NON-PROPERTY TAXES	(ST-3 SCH A3 [AT1199] ENT 13)	0
3	TOTAL TAXES FOR SCHOOL PURPOSES	(ENT 1 + ENT 2)	57,803,420
4	FALL 2020 RESIDENT PUBLIC ENROLLMENT INCLUDING CHARTER SCHOOLS	(FALL 2020 ENROLLMENT FROM SIRS)	2,414
5	SCHOOL DISTRICT BASIC CONTRIBUTION	(ENT 3 / ENT 4)	23,945.07
6	COMBINED WEALTH RATIO	(GEN ENT 52)	1.26800
7	COMBINED WEALTH RATIO * 0.15	(ENT 6 * .15)	0.190
8	PRIVATE EXCESS COST AID RATIO	(1.000 - ENT 7, MIN = .500)	0.810

PART II: REPORT OF FULL TIME EQUIVALENT (FTE) ENROLLMENT AS VERIFIED TO STAC ON AN AUTOMATED VERIFICATION LISTING (AVL)

9	2020-21 PRIVATE SCHOOL FTE'S	(STAC)	0.00
10	2020-21 ROME AND/OR BATAVIA FTE'S	(STAC)	0.00
11	TOTAL FTES FOR AID	(ENT 9 + ENT 10)	0.00

PART III: REGULAR PRIVATE EXCESS COST AID

12	TOTAL AIDABLE EXCESS COST	(STAC)	0.00
13	2021-22 REGULAR PRIVATE EXCESS COST AID	(ENT 8 * ENT 12)	0

**Enacted Budget
Showed \$165,674
for Private Excess
Cost Aid**

**How Many
Private SWD
placements
should you have
for 2020-21?**



To Ensure you are Maximizing State Aid for SWD

29

- ❑ Salaries and Benefits for in-district calculations
- ❑ Special Equipment Purchases – IEP
- ❑ Reporting Annualized Tuition
- ❑ Excess Cost Aid Calculator

30

BOCES Aid

BOCES Aid

31

Enacted Budget

2021-22 ESTIMATED AIDS:

FOUNDATION AID	115,307,441
FULL DAY K CONVERSION	0
UNIVERSAL PRE-KINDERGARTEN	4,748,555
BOCES	4,564,239
SPECIAL SERVICES	0
HIGH COST EXCESS COST	3,189,807
PRIVATE EXCESS COST	4,740,388
HARDWARE & TECHNOLOGY	204,518
SOFTWARE, LIBRARY, TEXTBOOK	805,272
TRANSPORTATION INCL SUMMER	9,142,134
BUILDING + BLDG REORG INCENT	9,841,373
OPERATING REORG INCENTIVE	0
CHARTER SCHOOL TRANSITIONAL	765,570
ACADEMIC ENHANCEMENT	0
HIGH TAX AID	0
SUPPLEMENTAL PUB EXCESS COST	0
TOTAL	153,309,297

Current GEN Report

PART XI: ADDITIONAL CALCULATED AIDS

131	2021-22 TEXTBOOK AID	(IMA ENT 41)	600,966
132	2021-22 COMPUTER SOFTWARE AID	(IMA ENT 42)	145,262
133	2021-22 LIBRARY MATERIALS AID	(IMA ENT 43)	60,606
134	2021-22 COMPUTER HARDWARE AND TECHNOLOGY AID	(IMA ENT 44)	204,161
135	2021-22 UNIVERSAL PRE-KINDERGARTEN GRANT	(UPREK ENT 16)	4,151,876
136	2021-22 CHARTER SCHOOL SUPPLEMENTAL BASIC TUITION AID	(CHART ENT 41)	236,131
137	2021-22 NYC CHARTER SCHOOL FACILITIES AID	(CHART ENT 44)	0
138	2021-22 BOCES AID *	(SACMP / 20 ENT 114)	7,747,350

Enacted Budget reflects data on file as of January 15, 2021

Did you make additional purchases at year end?

BOCES PSN Report

32

Cmp BOCES PSN	Activity Code	Activity Name	Component BEDS	Provider BEDS	Provider PSN	CY Aid Ratio	Allocated Expense after BOCES Level Deductions	Refund of Prior Yr Exp	Excess Salaries: This BOCES EXCEPT PSN 001 = Select Admin Deduct	Excess Salaries: Other BOCES	UAS: This BOCES	UAS: Other BOCES	Other Misc. Ded.	Aidable Exp	Aid	Exp Yr	
001	1000	Administration	530600	019000	001	0.870	717,246	3,741	185,465	0	44	0	0	527,996	459,357	2020-2021	
001	1000	Administration	530600	019000			740,040	4,064	198,269	0	690	0	0	537,017		2021-2022	
002	1900	Cap & Rent	530600	019000	002	0.870	344,922	0	0	0	0	0	0	344,922	300,082	2021-2022	
002	1900	Cap & Rent	530600	019000			338,221	0	0	0	0	0	0	338,221		2022-2023	
101	3000	General Occupational Education	530600	Various	Various	0.870	1,273,459	0	277,901	0	0	0	0	995,558	866,135	2020-2021	
101	3000	General Occupational Education	530600	Various			1,377,130	888	275,569	0	0	0	0	1,100,673		2021-2022	
306	6910	School Social Worker	530600	Various	Various	0.870	31,930	0	0	0	31,930	0	0	0	0	0	2020-2021
306	6910	School Social Worker	530600	Various			26,770	0	0	0	26,755	0	0	15		2021-2022	
402	5840	Exploratory Enrichment	530600	Various	Various	0.870	35,824	0	2,541	0	0	0	0	33,283	28,956	2020-2021	
402	5840	Exploratory Enrichment	530600	Various			9,492	0	647	0	0	0	0	8,845		2021-2022	
405	5875	Summer School	530600	Various	Various	0.870	0	0	0	0	0	0	0	0	0	2020-2021	
405	5875	Summer School	530600	Various			183,115	0	0	0	0	0	0	183,115		2021-2022	
411	5842	Arts in Education	530600	Various	Various	0.870	559,024	0	20,979	278	0	0	0	537,767	467,857	2020-2021	
411	5842	Arts in Education	530600	Various			849,953	0	19,869	253	0	0	0	829,831		2021-2022	
412	5877	Distance Learning	530600	Various	Various	0.870	161,164	1	10,135	18	0	0	0	151,010	131,379	2020-2021	
412	5877	Distance Learning	530600	Various			77,857	0	4,082	1	0	0	0	73,774		2021-2022	
440	5880	P-Tech	530600	Various	Various	0.870	26,180	800	6,756	0	0	0	0	18,624	16,203	2020-2021	
440	5880	P-Tech	530600	Various			26,642	0	7,484	0	0	0	0	23,542		2021-2022	

Things to Consider

33

- ❑ More changes to current year Foundation Aid than in prior years
- ❑ Are you up to date in STAC?
- ❑ Fund Balance/ Reserve Considerations
- ❑ State Aid Projections for next year



Thank You

34

State Aid and Financial Planning Service

10 Empire State Blvd.

Castleton, NY 12033

(518) 477-2635

sap.questar.org

@QIIISAP