

PUTTING STUDENTS FIRST



# State Aid Output Reports, State Aid Reconciliation, Cash Flow and Fund Balance

**In 2020!**

December 09, 2020 Coffee Talk  
State Aid & Financial Planning Service

# Agenda

2

- Basics of Output Reports
- What should you be looking for in your Output Reports?
- Aid payments and Cash Flow considerations
- Fund Balance?
- Attendance memo

# NEW YORK STATE EDUCATION DEPARTMENT

[Index A-Z](#) | [Calendar](#)
[About NYSED](#)
[Program Offices](#)
[News Room](#)
[Business Portal](#)
[Finance & Business](#)
[Policy & Guidance](#)

## State Aid

[View District Data](#)

 
[2020-21 Calendar of Deadlines](#)
[2020-21 State Aid Handbook](#)
[Topics](#)

3. Aid runs, payment certs, building aid information

[Payment](#)
[Special Education](#)
[ST-3](#)

NYSED / State Aid / State Aid Homepage

## Welcome to the State Aid Office at the New York State Education Department

### 2. SAMS

State Aid Office Mission: To determine and distribute the correct amount of State Aid to public school districts and BOCES in a timely manner, and provide accurate and timely data for use in State Aid projections.

### Latest News

**12-02-2020**

[2020-21 State Aid Output Reports now available within SAMS and to the Public.](#)

**10-29-2020**

Statewide Average Interest Rate for Building Projects

The Final Building Aid Statewide Average Interest Rate based on debt incurred by districts between 7/1/19 and 6/30/20.

1. Public Output Reports

# Accessing Public Output Reports

4

The screenshot shows the NYSED website interface. At the top, the NYSED logo is on the left, and the text "Board of Regents | University of the State of New York" is on the right. Below the logo is a search bar with the text "Search State Aid". The main navigation bar is red with white text, including "NEW YORK STATE EDUCATION DEPARTMENT" and links for "Index A-Z" and "Calendar". Below this is a grey navigation bar with links for "About NYSED", "Program Offices", "News Room", "Business Portal", "Finance & Business", and "Policy & Guidance". The main content area has a dark grey header with the text "State Aid". On the left side of the main content area, there is a sidebar with a "View District Data" link, a search box, and "Go" and "Clear" buttons. Below the sidebar, there are links for "2020-21 Calendar of Deadlines", "2020-21 State Aid Handbook", "Topics", "SAMS", "General State Aid Information/Handbooks", "Forms", "Contact Us", and "Links to Related Sites". The main content area has a breadcrumb trail "NYSED / State Aid / View District Data" and a heading "View District Data". Below the heading, there is a paragraph stating "The **View District Data tool at left** allows the user to view the following reports:". This is followed by a bulleted list of three items: "School District Output Reports", "Payment Schedules", and "State Aid Proposals". Below the list, there is a paragraph stating "Beginning in the 2008-2009 claim year, selected SAMS output reports are now viewable by the general public by visiting <https://eservices.nysed.gov/publicsams/>". Below this, there is a paragraph stating "You have 2 options to View District Data:" followed by a numbered list of two options: "1. Enter the School Districts Full or Partial Name" and "2. Enter the School Districts \*6 digit BEDS code.". At the bottom, there is a footnote stating "\*If you enter less than the 6 digit BEDS code your results will be a broader list of School Districts.".

Board of Regents | University of the State of New York

Search State Aid

NEW YORK STATE EDUCATION DEPARTMENT

Index A-Z | Calendar

About NYSED Program Offices News Room Business Portal Finance & Business Policy & Guidance

State Aid

View District Data

Go Clear

2020-21 Calendar of Deadlines

2020-21 State Aid Handbook

Topics

SAMS

General State Aid Information/Handbooks

Forms

Contact Us

Links to Related Sites

NYSED / State Aid / View District Data

View District Data

The **View District Data tool at left** allows the user to view the following reports:

- **School District Output Reports**- Detailed reports showing how State Aid amounts are calculated.
- **Payment Schedules**- Detailed breakdown of when calculated aid payments will be disbursed.
- **State Aid Proposals** - View estimated State Aid amounts under proposals from the Executive and Legislature.

Beginning in the 2008-2009 claim year, selected SAMS output reports are now viewable by the general public by visiting <https://eservices.nysed.gov/publicsams/>

You have 2 options to View District Data:

1. Enter the School Districts Full or Partial Name
2. Enter the School Districts \*6 digit BEDS code.

\*If you enter less than the 6 digit BEDS code your results will be a broader list of School Districts.

Click on Link

# Public Output Reports Continued

5



Board of Regents | University of the State of New York

Search State Aid

NEW YORK STATE EDUCATION DEPARTMENT

[Index A-Z](#) | [Calendar](#)

[About NYSED](#)

[Program Offices](#)

[News Room](#)

[Business Portal](#)

[Grants & Finance](#)

[Policy & Guidance](#)

[NYSED](#) / [State Aid](#) / SAMS State Aid Claim

Select Claim Year

2020-2021 ▾

Select Claim Year  
(Based on Prior Year  
Expenses)

Enter Institution Name or BEDS code:

Enter BEDS Code or  
Name of District

Submit

Reset

[Contact NYSED](#) | [Privacy Policy](#) | [Terms of Use](#) | [Employment](#) | [NY State](#) | [Feedback](#)

University of the State of New York - New York State Education Department

## 2020-2021 - STATE AID CLAIM REPORTS - as of 12/03/2020 12:00 AM

Output Reports are your most timely source of information!

For questions regarding claim data or aid calculations, please refer to the State Aid staff assignment directory at: [https://stateaid.nysed.gov/contactus/sa\\_staff\\_assignments.htm](https://stateaid.nysed.gov/contactus/sa_staff_assignments.htm). As data and calculations may change, please review these reports periodically during the year.

[2020-2021 - General Formula Aid Output Report \(GEN\)](#)

[2020-2021 - Foundation Aid \(FOUNDATION\)](#)

[2020-2021 - Foundation Aid Pupil Units Based on Students Served](#)

[2020-2021 - Foundation Aid Pupil Units Based on Students Served](#)

[2020-2021 - Foundation Aid Pupil Units Based on Students Served in the Base Year \(FAPU\)](#)

[2020-2021 - Charter School Aids for Districts \(CHART\)](#)

[2020-2021 - Attendance Output Report \(ATT\)](#)

[2020-2021 - Building Aid Report \(BLD\)](#)

[2020-2021 - Building Aid Report Estimated \(BLDEST\)](#)

[2020-2021 - Building 10% Aid Report \(BLD10\)](#)

[2020-2021 - Building 10% Aid Report Estimated \(BLD10EST\)](#)

[2020-2021 - Building Aid Output Report \(BLD3\)](#)

[2020-2021 - Building Aid Output Report Estimated \(BLD3-EST\)](#)

[2020-2021 - Building Aid Output Report \(BLD4\)](#)

[2020-2021 - Building Aid Output Report Estimated \(BLD4-EST\)](#)

[2020-2021 - Building Condition Survey \(BCS\)](#)

[2020-2021 - Building Summary Aid Report \(BLD-SBA\)](#)

[2020-2021 - Transportation Aid Output Report \(TRA\)](#)

[2020-2021 - Transportation Aid Output Report Estimated \(TRAEST\)](#)

Use 2019-20 data from Claim forms and ST3 for 2020-21 Actual Aid

EST Reports use projected 2020-21 data for 2021-22 projected aid

District Name:

District Code:

Data as of: 12/04/2020 12:00 AM

State Aid: 2020-2021

Today's Date: 12/04/2020

Updates  
typically  
show  
within 24  
hours of  
changes or  
revisions

### GENERAL FORMULA AID OUTPUT REPORT (GEN)

#### PART I: CALCULATED GENERAL AIDS SUMMARY

|    |                                                                        |                                                                                                                    |            |
|----|------------------------------------------------------------------------|--------------------------------------------------------------------------------------------------------------------|------------|
| 1  | 2020-21 FOUNDATION AID                                                 | (FA ENT 9)                                                                                                         | 45,092,841 |
| 2  | 2020-21 PUBLIC EXCESS COST AID SET-ASIDE                               | (PUB ENT 12)                                                                                                       | 9,598,258  |
| 3  | 2020-21 DEDUCT FOR LOCAL SHARE OF EDUCATION COSTS FOR CERTAIN STUDENTS | (ENT 74)                                                                                                           | 247,983    |
| 4  | 2020-21 NET CURRENT YEAR AID                                           | (ENT 1 - ENT 2 - ENT 3)                                                                                            | 35,246,600 |
| 5  | 2020-21 HIGH TAX AID                                                   | (SA1314)                                                                                                           | 0          |
| 6  | 2020-21 REORGANIZATION INCENTIVE OPERATING AID                         | (ENT 82)                                                                                                           | 0          |
| 7A | 2020-21 REGULAR BUILDING AID EXCLUDING NYC                             | (BLD ENT 36 +<br>BLD10 ENT 40 +<br>BLD3 ENT 48 +<br>BLD4 ENT 28 +<br>BLD ENT 48 +<br>BLD10 ENT 52 +<br>BCS ENT 11) | 7,711,442  |
| 7B | 2020-21 TOTAL NYC BUILDING AID                                         | (SBA ENT 34)                                                                                                       | 0          |
| 8  | 2020-21 REGULAR REORGANIZATION INCENTIVE BUILDING AID                  | (BLD ENT 43 +<br>BLD10 ENT 48 +<br>BLD3 ENT 58 +<br>BLD4 ENT 38)                                                   | 0          |
| 9A | 2020-21 TOTAL BUILDING AID PROSPECTIVE, PAYABLE JULY 2020              | (SBA ENT 5A)                                                                                                       | 0          |
| 9B | 2020-21 TOTAL BUILDING AID NYC, PAYABLE JULY 2020                      | (2019 SBA ENT 36)                                                                                                  | 0          |
| 10 | 2020-21 NATIVE AMERICAN BUILDING AID                                   | (BLD ENT 44 +<br>BLD10 ENT 49 +<br>BLD3 ENT 59 +<br>BLD4 ENT 39)                                                   | 0          |
| 11 | 2020-21 TRANSPORTATION AID                                             | (TRA ENT 174)                                                                                                      | 5,173,503  |

#### [Glossary](#)

# 2020-21 GEN Output Report Continued

## Enacted Budget Run

|     |                                                                                                    |                                                |            |
|-----|----------------------------------------------------------------------------------------------------|------------------------------------------------|------------|
| 12  | 2020-21 CAREER EDUCATION AID (BIG 5 AND NON COMPONENTS)                                            | (ENT 87)                                       | 0          |
| 13  | 2020-21 COMPUTER ADMINISTRATION AID (BIG 5 AND NON COMPONENTS)                                     | (ENT 107)                                      | 0          |
| 14  | 2020-21 URBAN-SUBURBAN TRANSFER AID                                                                | (ENT 120)                                      | 0          |
| 15  | 2020-21 CHARTER SCHOOL TRANSITIONAL AID                                                            | (CHART ENT 38)                                 | 864,408    |
| 16  | 2020-21 SPECIAL SERVICES ACADEMIC IMPROVEMENT AID                                                  | (ENT 110)                                      | 0          |
| 17  | 2020-21 ACADEMIC ENHANCEMENT AID                                                                   |                                                |            |
| 18  | 2020-21 SUPPLEMENTAL EDUCATIONAL IMPROVEMENT PLAN GRANT (YONKERS)                                  |                                                |            |
| 19  | 2020-21 ACADEMIC ACHIEVEMENT GRANT (NYC)                                                           | (SA0910)                                       |            |
| 20  | NOT USED                                                                                           |                                                |            |
| 21  | FOR ROOSEVELT UFSD, PURSUANT TO PARAGRAPH B OF SUBDIVISION 11 OF SECTION 3641 OF THE EDUCATION LAW |                                                |            |
| 22  | 2020-21 CAREER EDUCATION AID DEDUCT FROM GEN AID BASED ON MAINTENANCE OF EFFORT CHECK              | (ENT 96)                                       |            |
| 23  | 2020-21 EXCEL OVERPAYMENT DEDUCTION BASED ON FINAL COST REPORT                                     | (SBA ENT 7)                                    |            |
| 24  | 2020-21 TOTAL CALCULATED GENERAL AIDS                                                              | ((SUM OF ENTS 4 THRU 21) - (ENT 22 + ENT 23))  | 48,995,953 |
| 25  | 2020-21 TOTAL BUILDING AID PROSPECTIVE, PAID JULY 2020                                             | (SBA ENT 5B)                                   | 0          |
| 26  | DEFERRED 2019-20 NYC BUILDING AID PAID JULY 2020                                                   | (2019 SBA ENT 36 AS OF MAY 15TH DATABASE 2020) | 0          |
| 26A | PANDEMIC ADJUSTMENT                                                                                | (SA2021)                                       | 2,292,763  |
| 27  | 2020-21 TOTAL ADJUSTED CALCULATED GENERAL AIDS                                                     | ((ENT 24 + ENT 3 +                             | 46,951,173 |

DB ED: 0139C  
RUN NO: SA202-1

STATE OF NEW YORK

03/31/20

2020-21 STATE AID PROJECTIONS  
2019-20 AND 2020-21 AIDS PAYABLE  
UNDER SECTION 3609 PLUS OTHER AIDS  
DISTRICT CODE:  
DISTRICT NAME:

|                              |            |
|------------------------------|------------|
| 2020-21 ESTIMATED AIDS:      |            |
| FOUNDATION AID               | 45,092,841 |
| FULL DAY K CONVERSION        | 0          |
| UNIVERSAL PRE-KINDERGARTEN   | 1,814,424  |
| BOCES                        | 3,079,382  |
| SPECIAL SERVICES             | 0          |
| HIGH COST EXCESS COST        | 1,469,755  |
| PRIVATE EXCESS COST          | 1,912,719  |
| HARDWARE & TECHNOLOGY        | 97,495     |
| SOFTWARE, LIBRARY, TEXTBOOK  | 395,195    |
| TRANSPORTATION INCL SUMMER   | 4,716,785  |
| BUILDING + BLDG REORG INCENT | 7,581,395  |
| OPERATING REORG INCENTIVE    | 0          |
| CHARTER SCHOOL TRANSITIONAL  | 1,026,486  |
| ACADEMIC ENHANCEMENT         | 0          |
| HIGH TAX AID                 | 0          |
| SUPPLEMENTAL PUB EXCESS COST | 0          |
| PANDEMIC ADJUSTMENT          | -2,281,166 |
| SUBTOTAL                     | 64,905,311 |
| FEDERAL CARES RESTORATION    | 2,281,166  |
| TOTAL                        | 67,186,477 |
| COMMUNITY SCHOOLS SETASIDE   | 1,071,951  |

**Minus** →

**Plus** →

**Deduction in aid for Pandemic Adjustment in Enacted Budget. Districts were made "whole" through CARES Act**

**Difference in amount is due to slight increase in CARES Act allocations over Enacted Budget**



## NEW YORK STATE EDUCATION DEPARTMENT

Index A-Z | Calendar

About NYSED

Program Offices

News Room

Business Portal

Finance &amp; Business

Policy &amp; Guidance

## State Aid

[View District Data](#)

Go

Clear

2020-21 Calendar of  
Deadlines

2020-21 State Aid Handbook

Topics

Attendance and Enrollment

BOCES

Building

Charter Schools

Payment

Special Education

ST-3

NYSED / State Aid / State Aid Homepage

## Welcome 2. SAMS Aid Office at the New York State Education Department

State Aid Office Mission: To determine and distribute the correct amount of State Aid to public school districts and BOCES in a timely manner, and provide accurate and timely data for use in State Aid projections.

### Latest News

**12-02-2020**[2020-21 State Aid Output Reports now available within SAMS and to the Public.](#)**10-29-2020**

Statewide Average Interest Rate for Building Projects

The Final Building Aid Statewide Average Interest Rate based on debt incurred by districts between 7/1/19 and 6/30/20.

<https://stateaid.nysed.gov/>

# Output Reports Through SAMS

10

Entity Info | Forms | Claim Verifications | Activity Log | **Reports** |

Output Reports

Bus Purchase Reports >

## CORE SAMS Homepage

### The new 180 Days Calendar Form Set is now available

Please be sure to complete the [2019-20 model calendar](#).

For more information, please see the

[Attendance 990/990 Hour Requirement Information](#)

Please note that no Form A submissions will be marked clean until the 180 day calendar data has been received.

Also, State Aid Management Systems training materials can be found at [SAMS Training Materials](#).

### Announcement

After June 30, 2020 any revisions saved but not submitted in the 2018-19 SAMS claim year will be removed from SAMS on or after July 1, 2020.

Thank you.

### Note: There is a known issue with SAMS and Microsoft's newest version of Internet Explorer 11.

Education Department staff is attempting to resolve this issue.

In the meantime, you can do the following to address this matter:

1. Downgrade to an earlier version of Microsoft's Internet Explorer or,
2. Use an alternate web browser (Mozilla's Firefox or Google's Chrome browsers are the

# Output Reports Through SAMS

11

Entity Info | Forms | Claim Verifications | Activity Log | Reports |

**NOTE:** These are preliminary calculations for your information. The preliminary calculations will not be valid until you have entered and saved 2020-21 SAMS data needed for the calculation. Output report calculations on which actual aid payments are based will be available via the State Aid homepage.

Data Area:

Official ▾

Select the Data Version Date

☐ Midnight Last Night

☒ Current Date/Time

☐ Snapshot:

< Select a Snapshot >

< Select a Snapshot >

December 1 January - June GEN Aid Payment Schedule - 12/01/2020 07:34:44 AM - Dec 1 Payment

November 15 2019 Database - 11/12/2020 03:50:16 PM - Nov 15 Database

**Snapshot  
Feature**

Expand All | Collapse All

▢ Reports

+ General Formula Aid Output Report (GEN) \_

+ Foundation Aid (FOUNDATION) \_

+ Foundation Aid Pupil Units Based on Students Served in the Year Prior to the Base Year (FAPU-1) \_

+ Foundation Aid Pupil Units Based on Students Served 2 Years Prior to the Base Year (FAPU-2) \_

+ Foundation Aid Pupil Units Based on Students Served in the Base Year (FAPU) \_

+ Charter School Aids for Districts (CHART) \_

## NEW YORK STATE EDUCATION DEPARTMENT

[Index A-Z](#) | [Calendar](#)[About NYSED](#)[Program Offices](#)[News Room](#)[Business Portal](#)[Finance & Business](#)[Policy & Guidance](#)

## State Aid

[View District Data](#)

Go

Clear

[2020-21 Calendar of Deadlines](#)

3. Aid runs, payment certs, building aid information

[Charter Schools](#)[Payment](#)[Special Education](#)[ST-3](#)

NYSED / State Aid / State Aid Homepage

## Welcome to the State Aid Office at the New York State Education Department

State Aid Office Mission: To determine and distribute the correct amount of State Aid to public school districts and BOCES in a timely manner, and provide accurate and timely data for use in State Aid projections.

### Latest News

**12-02-2020**[2020-21 State Aid Output Reports now available within SAMS and to the Public.](#)**10-29-2020**

Statewide Average Interest Rate for Building Projects

The Final Building Aid Statewide Average Interest Rate based on debt incurred by districts between 7/1/19 and 6/30/20.

# Reports Available

Information available:

Enacted Budget and Backup

Executive Budget

Link to SAMS State Aid Claims

Key Building Aid Information

Payment Certificates

## 2020-2021 LEGISLATIVE BUDGET

- [2020-21 State Aid Projections based on the Legislative Budget](#)
- [2020-21 State Aid Projections Foundation Aid](#)
- [2020-21 State Aid Projections Excess Cost for Students w/ Disabilities and UPREK](#)
- [2020-21 State Aid Projections BOCES, Transportation and Summer Trans Aid](#)
- [2020-21 State Aid Projections Building Aid](#)
- [2020-21 State Aid Projections Building Reorganization Incentive Aid](#)
- [2020-21 State Aid Projections Full Day K, Inst Mat, Op Reorg Incentive Aid](#)
- [2020-21 State Aid Projections Transitional Aid for Charter School Payment](#)
- [2020-21 State Aid Projections Special Services Aids for Non-Comp of BOCES](#)
- [2020-21 State Aid Projections Combined Fixed and Indiv Payment Schedule](#)
- [Definitions and Explanation of Aids Displayed](#)

Budget Backup

## 2020-2021 EXECUTIVE BUDGET PROPOSAL

- [2020-21 Executive Budget School Aid Estimate](#)
- [Definitions and Explanation of Aids Displayed](#)

## STATE AID CLAIM REPORTS

- [Available from the SAMS State Aid Claim Page](#)
- [2019-2020 SCHOOL YEAR FISCAL REPORTS](#)
- [2018-2019 SCHOOL YEAR FISCAL REPORTS](#)
- [2017-2018 SCHOOL YEAR FISCAL REPORTS](#)
- [2016-2017 SCHOOL YEAR FISCAL REPORTS](#)
- [2015-2016 SCHOOL YEAR FISCAL REPORTS](#)
- [2014-2015 SCHOOL YEAR FISCAL REPORTS](#)
- [2013-2014 SCHOOL YEAR FISCAL REPORTS](#)
- [2012-2013 SCHOOL YEAR FISCAL REPORTS](#)
- [2011-2012 SCHOOL YEAR FISCAL REPORTS](#)

## IMPORTANT INFORMATION ABOUT BUILDING AID

- [2020-21 Aidable Debt Service for projects with debt still outstanding as of 7-1-2002](#)  
The above Retro Bond Information link temporarily will redirect users to the 2018-19 BOND LEVEL INFORMATION until the 2019-20 BOND LEVEL INFORMATION page is available.
- [State Aid Building Project Status Report \(SA777\)](#)
- [District Level Prospective Projects Information](#)
- [District Level Assumed Amortization Capital Outlay Details](#)
- [District Level EXCEL Cover Sheet](#)

Recently Updated

## STATE AID PAYMENT CERTIFICATES

- [PAYMENT Cert Page](#)

# STATE AID PAYMENT CERTIFICATES

---

## 2020 - 2021 SCHOOL YEAR CERTIFICATES

- [2020-21 Lottery Aid Cert](#)
  - [2020-21 Teachers Retirement System Cert](#)
  - [2020-21 VLT Lottery Grant](#)
  - [2020-21 STAR Aid Cert](#)
  - [2020-21 General Aid Cert - October to December](#)
- 

Updated with each aid payment throughout the year

## PAYMENT CERTIFICATES FOR OTHER YEARS

- [2019-2020 SCHOOL YEAR CERTIFICATES](#)
- [2018-2019 SCHOOL YEAR CERTIFICATES](#)
- [2017-2018 SCHOOL YEAR CERTIFICATES](#)
- [2016-2017 SCHOOL YEAR CERTIFICATES](#)
- [2015-2016 SCHOOL YEAR CERTIFICATES](#)
- [2014-2015 SCHOOL YEAR CERTIFICATES](#)
- [2013-2014 SCHOOL YEAR CERTIFICATES](#)

Prior years can potentially help with projecting this year's aid payments

# State Aid Planning Reconciliation Sheet

15

Received  
as  
General  
Aids

| CSD                                    |                                             |                                                                                                                                                                             |      |                                        |
|----------------------------------------|---------------------------------------------|-----------------------------------------------------------------------------------------------------------------------------------------------------------------------------|------|----------------------------------------|
| State Aid                              |                                             | *Disriicts should check output reports regularly and update worksheet as necessary.<br>This will help to ensure that current information is reflected in the aid estimates. |      |                                        |
| 2020-21 School Year                    |                                             |                                                                                                                                                                             |      |                                        |
| General Aid Components:                |                                             |                                                                                                                                                                             |      |                                        |
| [Line 1]                               | Foundation Aid                              |                                                                                                                                                                             | 0.00 |                                        |
| [Line 2]                               | Public Excess Cost Set Aside                |                                                                                                                                                                             | 0.00 | Deducted here but added below          |
| [Line 3]                               | Deduct for Local Share                      |                                                                                                                                                                             | 0.00 |                                        |
| [Line 5]                               | High Tax Aid                                |                                                                                                                                                                             | 0.00 |                                        |
| [Line 6]                               | Reorganization Incent Oper Aid              |                                                                                                                                                                             | 0.00 |                                        |
| [Line 7A]                              | Building Aid                                |                                                                                                                                                                             | 0.00 |                                        |
| [Line 8]                               | Regular Reorg Incent Bldg Aid               |                                                                                                                                                                             | 0.00 |                                        |
| [Line 9A]                              | Building Aid, Prospective Payable July 2020 |                                                                                                                                                                             | 0.00 |                                        |
| [Line 10]                              | Native American Building Aid                |                                                                                                                                                                             | 0.00 |                                        |
| [Line 11]                              | Transportation Aid                          |                                                                                                                                                                             | 0.00 |                                        |
| [Lines 12-21]                          | Sum of these entries                        |                                                                                                                                                                             | 0.00 |                                        |
| [Lines 22 & 23]                        | Deduct for these entries                    |                                                                                                                                                                             | 0.00 |                                        |
| [Line 26A]                             | Deduct for Pandemic Adjustment              |                                                                                                                                                                             | 0.00 |                                        |
|                                        |                                             |                                                                                                                                                                             | 0.00 | Agrees to line 41 of GEN output report |
| Adjustments                            |                                             |                                                                                                                                                                             |      |                                        |
|                                        | PY Adjustment payment                       |                                                                                                                                                                             | 0.00 |                                        |
|                                        | Overpayments                                |                                                                                                                                                                             | 0.00 |                                        |
|                                        | Overpayments                                |                                                                                                                                                                             | 0.00 |                                        |
|                                        |                                             |                                                                                                                                                                             | 0.00 |                                        |
| Excess Cost Aid Components:            |                                             |                                                                                                                                                                             |      |                                        |
| [Line 123]                             | Public Excess Cost Set Aside                |                                                                                                                                                                             | 0.00 | Added amount deducted from above       |
| [Line 124]                             | Public High Cost Excess Cost Aid            |                                                                                                                                                                             | 0.00 |                                        |
| [Line 125]                             | Supplemental Excess Cost Aid                |                                                                                                                                                                             | 0.00 |                                        |
| [Line 126]                             | Private Excess Cost Aid                     |                                                                                                                                                                             | 0.00 |                                        |
|                                        |                                             |                                                                                                                                                                             | 0.00 |                                        |
| Deducts: (From payment certifications) |                                             |                                                                                                                                                                             |      |                                        |
|                                        | State Share of Medicaid Payments            |                                                                                                                                                                             | 0.00 |                                        |
|                                        | State Share of Medicaid Payments            |                                                                                                                                                                             | 0.00 |                                        |
|                                        | State Share of Medicaid Payments            |                                                                                                                                                                             | 0.00 |                                        |
|                                        |                                             |                                                                                                                                                                             | 0.00 |                                        |
| IMA Components:                        |                                             | ST-3 Code                                                                                                                                                                   |      |                                        |
| [Line 131]                             | Textbook                                    | A3260                                                                                                                                                                       | 0.00 |                                        |
| [Line 132]                             | Software                                    | A3262                                                                                                                                                                       | 0.00 |                                        |
| [Line 133]                             | Library                                     | A3263                                                                                                                                                                       | 0.00 |                                        |
| [Line 134]                             | Hardware                                    | A3262                                                                                                                                                                       | 0.00 |                                        |
|                                        |                                             |                                                                                                                                                                             | 0.00 |                                        |

| Aid Payment Schedule<br>2020-21 School Year |             |                             |             |                 |       |                                                 |      |
|---------------------------------------------|-------------|-----------------------------|-------------|-----------------|-------|-------------------------------------------------|------|
| Date                                        | ST-3 Code   | Description                 | General Aid | Excess Cost Aid | BOCES | Charter School<br>Supplemental<br>Basic Tuition | IMA  |
| 2020-21                                     |             | Total Due                   | 0.00        | 0.00            | 0.00  | 0.00                                            | 0.00 |
| Month-Date-Year                             | A3101       | PY Adjustment Payment       |             |                 |       |                                                 |      |
| Month-Date-Year                             | A3101       | TRS deduct (non-cash)       |             |                 |       |                                                 |      |
| Month-Date-Year                             | A3102/A3260 | Lottery payment             |             |                 |       |                                                 |      |
| Month-Date-Year                             | A3102A      | VLT payment                 |             |                 |       |                                                 |      |
| Month-Date-Year                             | A3101       | TRS deduct (non-cash)       |             |                 |       |                                                 |      |
| Month-Date-Year                             | A3102A      | VLT payment                 |             |                 |       |                                                 |      |
| Month-Date-Year                             | A3101       | TRS deduct (non-cash)       |             |                 |       |                                                 |      |
| Month-Date-Year                             | A3102A      | VLT payment                 |             |                 |       |                                                 |      |
| Month-Date-Year                             | A3101       | Gen Aid Payment             |             |                 |       |                                                 |      |
| Month-Date-Year                             | A3101A      | Excess Cost Aid Payment     |             |                 |       |                                                 |      |
| Month-Date-Year                             | A3102A      | VLT payment                 |             |                 |       |                                                 |      |
| Month-Date-Year                             | A3101       | Gen Aid Payment             |             |                 |       |                                                 |      |
| Month-Date-Year                             | A3289       | Charter Supp. Basic Tuition |             |                 |       |                                                 |      |
| Month-Date-Year                             | A3102A      | VLT payment                 |             |                 |       |                                                 |      |
| Month-Date-Year                             | A3103       | BOCES Aid Payment           |             |                 |       |                                                 |      |
| Month-Date-Year                             | A3101       | Gen Aid Payment             |             |                 |       |                                                 |      |
| Month-Date-Year                             | A3102A      | VLT payment                 |             |                 |       |                                                 |      |
| Month-Date-Year                             | A3101       | Gen Aid Payment             |             |                 |       |                                                 |      |
| Month-Date-Year                             | A3102       | Commercial Gaming Grant     |             |                 |       |                                                 |      |
| Month-Date-Year                             | A3102A      | VLT payment                 |             |                 |       |                                                 |      |
| Month-Date-Year                             | A3101A      | Excess Cost Aid Payment     |             |                 |       |                                                 |      |
| Month-Date-Year                             | A3289       | Charter Supp. Basic Tuition |             |                 |       |                                                 |      |
| Month-Date-Year                             | A3260       | Textbook Aid                |             |                 |       |                                                 |      |
| Month-Date-Year                             | A3262       | Software Aid                |             |                 |       |                                                 |      |
| Month-Date-Year                             | A3262       | Hardware Aid                |             |                 |       |                                                 |      |
| Month-Date-Year                             | A3263       | Library Materials Aid       |             |                 |       |                                                 |      |
| Month-Date-Year                             | A3101       | Gen Aid Spring Advance      |             |                 |       |                                                 |      |
| Month-Date-Year                             | A3101       | End of Year Payment         |             |                 |       |                                                 |      |
| Month-Date-Year                             | A3101       | Gen Aid Payment             |             |                 |       |                                                 |      |
| Month-Date-Year                             | A3101       | Gen Aid Payment             |             |                 |       |                                                 |      |
| Month-Date-Year                             | A3101A      | Excess Cost Aid Payment     |             |                 |       |                                                 |      |
| Month-Date-Year                             | A3103       | BOCES Aid Payment           |             |                 |       |                                                 |      |
| Month-Date-Year                             | A3101       | June General Aid Payment    |             |                 |       |                                                 |      |
| 6/30/2021                                   |             | Remainder Due               | 0.00        | 0.00            | 0.00  | 0.00                                            | 0.00 |



# Cash Flow

17

- Use prior years information
- Be aware of both recurring and one-off transactions
- Use the State Aid Payment Certificates to estimate the timing and amount of cash flows from State Aid

# State Aid Planning Cash Flow Template

18

| Cash Flow Projection                 |             |            |             |            |            |            |            |            |            |            |            |             |
|--------------------------------------|-------------|------------|-------------|------------|------------|------------|------------|------------|------------|------------|------------|-------------|
| Beginning Cash Balance               |             |            |             |            |            |            |            |            |            |            |            |             |
| <b>ESTIMATED RECEIPTS</b>            | <b>JULY</b> | <b>AUG</b> | <b>SEPT</b> | <b>OCT</b> | <b>NOV</b> | <b>DEC</b> | <b>JAN</b> | <b>FEB</b> | <b>MAR</b> | <b>APR</b> | <b>MAY</b> | <b>JUNE</b> |
| Real Property Taxes                  |             |            |             |            |            |            |            |            |            |            |            |             |
| State Aid                            |             |            |             |            |            |            |            |            |            |            |            |             |
| Tuition                              |             |            |             |            |            |            |            |            |            |            |            |             |
| Short-Term Borrowings                |             |            |             |            |            |            |            |            |            |            |            |             |
| Repayment of Advances                |             |            |             |            |            |            |            |            |            |            |            |             |
| All Other                            |             |            |             |            |            |            |            |            |            |            |            |             |
| <b>Total Estimated Receipts</b>      | -           | -          | -           | -          | -          | -          | -          | -          | -          | -          | -          | -           |
| <b>ESTIMATED DISBURSEMENTS</b>       |             |            |             |            |            |            |            |            |            |            |            |             |
| Payrolls                             |             |            |             |            |            |            |            |            |            |            |            |             |
| Employee Benefits                    |             |            |             |            |            |            |            |            |            |            |            |             |
| Debt Service                         |             |            |             |            |            |            |            |            |            |            |            |             |
| Short-Term Borrowings Repaid         |             |            |             |            |            |            |            |            |            |            |            |             |
| Advances to Other Funds              |             |            |             |            |            |            |            |            |            |            |            |             |
| All Other                            |             |            |             |            |            |            |            |            |            |            |            |             |
| <b>Total Estimated Disbursements</b> | -           | -          | -           | -          | -          | -          | -          | -          | -          | -          | -          | -           |
| Cash Balance Changes                 | -           | -          | -           | -          | -          | -          | -          | -          | -          | -          | -          | -           |
| Estimated Closing Cash               | -           | -          | -           | -          | -          | -          | -          | -          | -          | -          | -          | -           |

<https://www.questar.org/services/financial/state-aid-financial-planning/topics/>

---

Click on the OUTPUT REPORT or DATA DISPLAY that you would like to view or print from the list below

---

## 2020-2021 LEGISLATIVE BUDGET

- [2020-21 State Aid Projections based on the Legislative Budget](#)
- [2020-21 State Aid Projections Foundation Aid](#)
- [2020-21 State Aid Projections Excess Cost for Students w/ Disabilities and UPREK](#)
- [2020-21 State Aid Projections BOCES, Transportation and Summer Trans Aid](#)
- [2020-21 State Aid Projections Building Aid](#)
- [2020-21 State Aid Projections Building Reorganization Incentive Aid](#)
- [2020-21 State Aid Projections Full Day K, Inst Mat, Op Reorg Incentive Aid](#)
- [2020-21 State Aid Projections Transitional Aid for Charter School Payment](#)
- [2020-21 State Aid Projections Special Services Aids for Non-Comp of BOCES](#)
- [2020-21 State Aid Projections Combined Fixed and Indiv Payment Schedule](#)
- [Definitions and Explanation of Aids Displayed](#)



2020-21 STATE AID PROJECTIONS  
COMBINED FIXED AND INDIVIDUALIZED PAYMENT SCHEDULE

SEE NOTE BELOW

|                                |             |
|--------------------------------|-------------|
| TOTAL 2020-21 EST AID          | 67,186,477  |
| -FULL DAY K PAYABLE IN JUNE21  | 0           |
| -BLDG AID DEFERRED TO JULY 20  | 0           |
| -AID TO BOCES ON BEHALF OF DT  | 3,079,382   |
| -EX CST AIDS PAYABLE, S.3609B  | 12,980,732  |
| -AID NOT PD VIA S.3609A SCHD   | 492,690     |
| -OTHER AID NOT PD VIA S.3609A  | 1,814,424   |
| -VLT LOTTERY GRANTS            | 2,247,444   |
| -COMMERCIAL GAMING GRANTS      | 386,064     |
| 20-21 S.3609A GNRL AID DUE DST | 46,185,741  |
| NET CONTRIBUTIONS TO TRS       | 3,436,602   |
| DIRECT PAYMENT TO TRS          | 0           |
| NET AID FOR FIXED PAYMENTS     | 42,749,139  |
| NET LOTTERY AR AID PAYMENT     | 6,424,135   |
| LOTTERY AID NOT PAYABLE        | 0           |
| OCT. (NET AID*.125)-LOTT       | 0           |
| NOV.(NET*.1875)-LOTT-OCT       | 1,591,328   |
| DEC.(NET*.25)-LOTT-OCT-NOV     | 2,671,821   |
| BAL 20-21 S.3609A AID DUE      | 32,061,855  |
| BASIC DATA FOR MONTHLY PYMNTS: |             |
| A. 19-20 TOT GEN FUND EXP      | 107,368,637 |
| B. 19-20 NON 3609A GEN FD AIDS | 19,524,441  |
| C. 19-20 TRS OBLIGATION        | 3,471,449   |
| D. 19-20 BLDG DEBT SERVICE     | 8,861,494   |
| E. 20-21 BLDG DEBT SERVICE     | 8,215,816   |
| F. 20-21 LOTT + FIXED PYMTS    | 10,687,284  |
| G. NET TGFE FOR INDV PYMTS     | 73,039,785  |


PAYMENTS BY MONTH:

|                                |            |
|--------------------------------|------------|
| H. JANUARY (BAL-.5G)           | 0          |
| I. FEBRUARY (BAL-H-.4G)        | 2,845,941  |
| J. MARCH (BAL-H-I-.3G)         | 7,303,978  |
| SUBTOTAL THRU MARCH            | 24,273,805 |
| MARCH REDUCTION TO ADD TO JUNE | 0          |

# STATE AID PAYMENT CERTIFICATES

---

## 2020 - 2021 SCHOOL YEAR CERTIFICATES

- [2020-21 Lottery Aid Cert](#)
  - [2020-21 Teachers Retirement System Cert](#)
  - [2020-21 VLT Lottery Grant](#)
  - [2020-21 STAR Aid Cert](#)
  - [2020-21 General Aid Cert - October to December](#) 
- 

## PAYMENT CERTIFICATES FOR OTHER YEARS

- [2019-2020 SCHOOL YEAR CERTIFICATES](#)
- [2018-2019 SCHOOL YEAR CERTIFICATES](#)
- [2017-2018 SCHOOL YEAR CERTIFICATES](#)
- [2016-2017 SCHOOL YEAR CERTIFICATES](#)
- [2015-2016 SCHOOL YEAR CERTIFICATES](#)
- [2014-2015 SCHOOL YEAR CERTIFICATES](#)
- [2013-2014 SCHOOL YEAR CERTIFICATES](#)

New York State Education Department  
Office of Management Services  
State Aid Unit  
(518) 474-2977

**2020-21 Certificate of State Aid for Education -- General Aid**

|                                                                                |                 |
|--------------------------------------------------------------------------------|-----------------|
| 1. Estimated Total Gen Aids Payable                                            | \$46,538,083.00 |
| 2. Contract for Excellence Amount                                              | \$0.00          |
| 3. VLT Lottery Grant                                                           | \$2,262,995.03  |
| 4. Commercial Gaming Grant                                                     | \$370,224.13    |
| 5. Operating Aid and all Lottery Advances and<br>Accruals paid with GSPS funds | \$6,560,699.09  |

**October Payment**

|                                                |                 |            |
|------------------------------------------------|-----------------|------------|
| 6. Total General Aids Payable                  | \$48,819,249.00 |            |
| 7. Estimated Total TRS Liability               | \$3,494,609.60  |            |
| 8. Net Total Gen Aid Due Dist (6 -(3 + 4 + 7)) | \$42,708,401.21 |            |
| 9. October Apportionment (8 x .125)            | \$5,338,550.15  |            |
| 10. Gross Payment Amount (9 - 5)               | \$0.00          |            |
| a. less Overpayments                           | \$0.00          |            |
| b. less APPR deduction                         | \$0.00          |            |
| c. less Transparency Withhold***               | \$0.00          |            |
| 11. Net Payment Amount                         | \$0.00          | 11/13/2020 |

**November Payment**

|                                                 |                  |            |
|-------------------------------------------------|------------------|------------|
| 12. Total General Aids Payable                  | \$46,538,083.00  |            |
| 13. Final Total TRS Deducted                    | \$3,494,609.60   |            |
| 14. Net Total Gen Aid Due Dist (12-(3 + 4 +13)) | \$40,410,254.24  |            |
| 15. November Apportionment (14 x .1875)         | \$7,576,922.67   |            |
| 16. Gross Payment Amount (15-(5+10))            | \$1,016,223.58   |            |
| a. less Overpayments                            | \$0.00           |            |
| b. less APPR deduction                          | \$0.00           |            |
| c. less Transparency Withhold***                | \$0.00           |            |
| d. plus Transparency Withhold Refunded***       | \$0.00           |            |
| 17. Net Payment Amount                          | \$1,016,223.58   | 11/13/2020 |
|                                                 | Voucher: 212123S |            |

**Now deducts  
Pandemic  
Adjustment**

### October Payment

|                                                 |                 |            |
|-------------------------------------------------|-----------------|------------|
| 6. Total General Aids Payable                   | \$48,819,249.00 |            |
| 7. Estimated Total TRS Liability                | \$3,494,609.60  |            |
| 8. Net Total Gen Aid Due Dist (6 - (3 + 4 + 7)) | \$42,708,401.21 |            |
| 9. October Apportionment (8 x .125)             | \$5,338,550.15  |            |
| 10. Gross Payment Amount (9 - 5)                | \$0.00          |            |
| a. less Overpayments                            | \$0.00          |            |
| b. less APPR deduction                          | \$0.00          |            |
| c. less Transparency Withhold***                | \$0.00          |            |
| 11. Net Payment Amount                          | \$0.00          | 11/13/2020 |

1



### November Payment

|                                                    |                  |            |
|----------------------------------------------------|------------------|------------|
| 12. Total General Aids Payable                     | \$46,538,083.00  |            |
| 13. Final Total TRS Deducted                       | \$3,494,609.60   |            |
| 14. Net Total Gen Aid Due Dist (12 - (3 + 4 + 13)) | \$40,410,254.24  |            |
| 15. November Apportionment (14 x .1875)            | \$7,576,922.67   |            |
| 16. Gross Payment Amount (15 - (5 + 10))           | \$1,016,223.58   |            |
| a. less Overpayments                               | \$0.00           |            |
| b. less APPR deduction                             | \$0.00           |            |
| c. less Transparency Withhold***                   | \$0.00           |            |
| d. plus Transparency Withhold Refunded***          | \$0.00           |            |
| 17. Net Payment Amount                             | \$1,016,223.58   | 11/13/2020 |
|                                                    | Voucher: 212123S |            |

2



**Now deducts  
Pandemic  
Adjustment**

### December Payment

18. Total General Aids Payable      \$\_\_\_\_\_

3



**Recalculated**

- Includes information submitted on the Claim Forms and ST3
- Did you include full transportation expenses from March-June?

**Total Aid may be overstated absent legislation!**

# 2019-20 Excess Cost Aid Certificate

24

## 2019-20 Certificate of Excess Cost Aid for Students with Disabilities


|                                                                                  |                 |          |
|----------------------------------------------------------------------------------|-----------------|----------|
| 1. <u>TOTAL EXCESS COST AID (less Estimated or calc)</u>                         | \$12,853,255.00 | <b>1</b> |
| 2. State Share Medicaid paid by DOH for Period 1                                 | \$56,970.00     |          |
| 3. Total Overpayments deducted                                                   | \$0.00          |          |
| 4. Transparency Withhold Amount for December***                                  | \$0.00          |          |
| 5. December Net Payment<br>(Line 1 X 25% minus St Sh Med,O/P's & WD)             | \$3,156,343.75  |          |
| 6. Check Date                                                                    | 12/13/2019      | <b>2</b> |
| 7. TOTAL EXCESS COST AID (less Estimated or calc)                                | \$12,460,766.00 |          |
| 8. State Share Medicaid paid by DOH for Period 2                                 | \$30,339.00     |          |
| 9. Total Overpayments deducted                                                   | \$0.00          |          |
| 10. Transparency Withhold Amount for March***                                    | \$0.00          |          |
| 11. March Net Payment<br>(Line 7 X 70% minus prev EC, St Sh Med & O/P's)         | \$5,478,883.45  |          |
| 12. Check Date                                                                   | 03/13/2020      | <b>3</b> |
| 13. TOTAL EXCESS COST AID (less Estimated or calc)<br>As of May 2019 dBase       | \$12,528,988.00 |          |
| 14. State Share Medicaid paid by DOH for Period 3                                | \$46,278.00     |          |
| 15. State Share Medicaid Reimbursement amount                                    | \$0.00          |          |
| 16. APPR deducted                                                                | \$0.00          |          |
| 17. Total Foster Care deducted                                                   | \$0.00          |          |
| 18. Total Overpayments deducted                                                  | \$0.00          |          |
| 19. Transparency Withhold Amount for June***                                     | \$0.00          |          |
| 20. June Net Payment<br>(Line 13 X 85% minus prev EC, St Sh Med, FC, O/P's & WD) | \$1,880,825.60  |          |
| 21. Check Date                                                                   | 06/24/2020      |          |



# Total Excess Cost Aids from GEN Report

25

## PART X: CALCULATED EXCESS COST AID SUMMARY - PAYABLE UNDER 3609-B

|     |                                                                                                         |                                               |            |                                                                                     |
|-----|---------------------------------------------------------------------------------------------------------|-----------------------------------------------|------------|-------------------------------------------------------------------------------------|
| 123 | 2020-21 PUBLIC EXCESS COST AID SET-ASIDE                                                                | (PUB ENT 12)                                  | 9,598,258  |                                                                                     |
| 124 | 2020-21 PUBLIC HIGH COST EXCESS COST AID                                                                | (PUB ENT 8)                                   | 1,627,562  |  |
| 125 | 2020-21 SUPPLEMENTAL PUBLIC EXCESS COST AID AS<br>OF THE SCHOOL AID COMPUTER LISTING ENTITLED<br>SA0910 | (PUB ENT 9)                                   | 0          |                                                                                     |
| 126 | 2020-21 PRIVATE EXCESS COST AID                                                                         | (PRI ENT 13)                                  | 1,955,576  |                                                                                     |
| 127 | 2020-21 TOTAL EXCESS COST AIDS                                                                          | (ENT 123 + ENT 124<br>+ ENT 125 + ENT<br>126) | 13,181,396 |                                                                                     |
| 128 | TOTAL EXCESS COST AID AS SHOWN ON COMPUTER<br>RUN SA2021                                                | (SA2021)                                      | 12,980,732 |                                                                                     |
| 129 | AIDS USED FOR EXCESS COST AIDS THRU AUGUST 2021                                                         | (LESSER OF ENT<br>127 OR ENT 128)             | 12,980,732 |                                                                                     |

- Includes information submitted through STAC, but cannot yet be verified
- Did you include full expenses for one-on-one aides and other program costs related to direct services during 2019-20 remote instruction?

**Total Excess Cost Aid may be overstated!**

# State Aid Cash Flow Considerations

26

- Changes included in Transportation Aid memo
- Potential changes in Excess Cost Aid
- Other mid-year aid cuts?
- Revisit assumptions/ plan for different scenarios

# Aid Paid to Schools Since July 1<sup>st</sup>

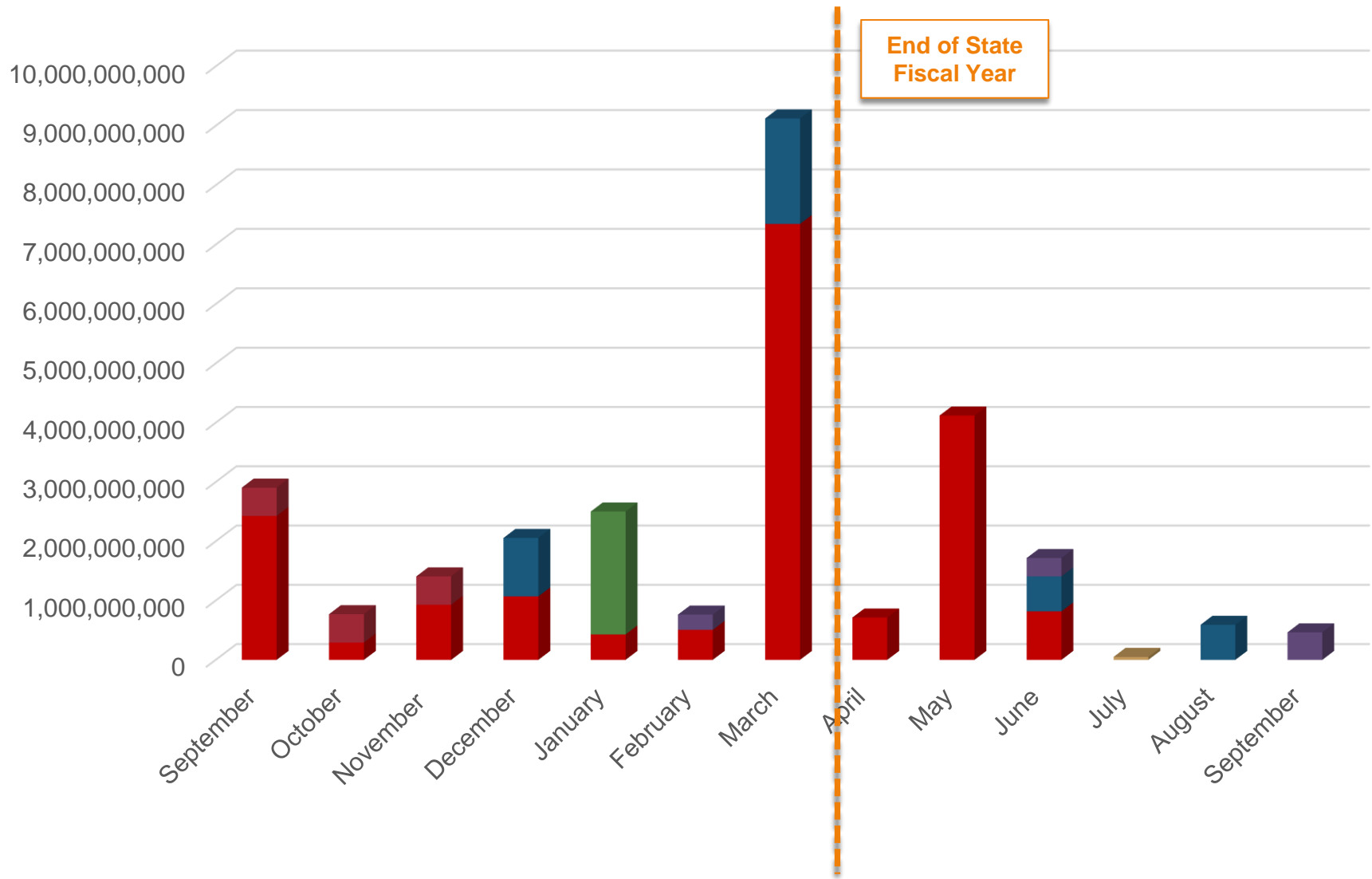
27

|           | 2019-20 Aid (Paid at 80%)                     | 2020-21 Aid (Paid in Full)              |
|-----------|-----------------------------------------------|-----------------------------------------|
| July      | Deferred Building Aid<br>Summer 4408 Payments |                                         |
| August    | Excess Cost Aid                               |                                         |
| September | BOCES Aid<br>Excess Cost Aid<br>General Aid   | Lottery Aid<br>VLT Aid<br>TRS Payment   |
| October   |                                               | VLT Aid<br>TRS Payment                  |
| November  |                                               | VLT Aid<br>TRS Payment<br>General Aid * |

\* November Payment recalculated General Aids Payable to exclude the Pandemic Adjustment

# Projected 2020-21 School Aid Statewide Total by Month

28



# Fund Balance

29

- Fund Balance = Assets - Liabilities
- When actual revenues exceed budgeted revenue and actual expenditures are less than budgeted expenditures, Fund Balance increases.
- How are revenues and expenditures trending in the current year?
- What's the value? What does it impact?
  - RPTL §1318 – Unassigned fund balance should be at or below 4% of next year's budget.
  - Excess Unassigned Fund Balance can be moved to reserves.

# Fund Balance

30

- When to start projecting?
- The projection should include:
  - ▣ Encumbering expenses/obligations
  - ▣ Estimated revenues
  - ▣ Estimated accruals of receivables and payables.
- Current Year Projection/Multi-Year Projection
- Other considerations:
  - ▣ Interfund Transfer to reduce projected C Fund deficits?
  - ▣ Uncollectible A391s?

# Recent Attendance Memo

31



THE STATE EDUCATION DEPARTMENT / THE UNIVERSITY OF THE STATE OF NEW YORK / ALBANY, NY 12234

December 1, 2020

**TO:** BOCES District Superintendents  
School District Superintendents  
School District State Aid Designees  
Regional Information Center Directors  
Charter School Leaders  
Data Warehouse Project Managers

**FROM:** Kim Wilkins, Deputy Commissioner for P-12 Instructional Support  
Marybeth Casey, Assistant Commissioner for Curriculum and Early Learning  
Brian S. Cechnicki, Director of Education Finance  
David Frank, Executive Director of Educational Innovation and Strategic Initiatives  
Jason Harmon, Assistant Commissioner, Office of Accountability  
Rose LeRoy, Director of Educational Data and Research, Office of Information and Reporting Systems  
Phyllis D. Morris, Chief Financial Officer

**RE:** **Recording and Reporting Attendance and Hours of Instruction for In-Person and Remote Instruction in the 2020-21 School Year**

This memorandum provides important information regarding the provision, recording, and reporting of both in-person and remote instruction pursuant to the reopening plans required of school districts, BOCES, and charter schools (collectively referred to in this memorandum as "reporting entities") to the Department. All reporting requirements and additional clarification contained in this memorandum apply to the beginning of the 2020-21 school year in September 2020 and are supplemental to previous directives issued by NYSED.

A summary of the flexibility available in and changes to reporting requirement for the

## Tracking attendance for state aid purposes

- Make sure you are taking attendance in your student management system (in-person, remote, and asynchronous)
- Will report in Form A next year
- Will be required to submit 180 day calendar and hours next year
- Look at submitting a waiver

# Thank You

32

## **State Aid and Financial Planning Service**

10 Empire State Blvd.

Castleton, NY 12033

(518) 477-2635

@QIIISAP